



Statement of Accounts 2022/23

The County Council of the City and County of Cardiff



**STRONGER
FAIRER
GREENER**



Contents

Narrative Report by Council's Statutory Finance Officer	3
Statement of Responsibilities for the Financial Statements	19
Council's Responsibilities	20
Corporate Director Resources Responsibilities and Certificate	21
Audit Report	22
Accounting Policies, Critical Judgements and Assumptions	26
Core Financial Statements	42
Comprehensive Income and Expenditure	43
Movement in Reserves	45
Balance Sheet	46
Cash Flow	48
Notes to the Financial Statements	
<i>1 Adjustments between Accounting Basis and Funding Basis under Regulations</i>	49
<i>2 Expenditure and Funding Analysis</i>	51
<i>3 Precepts and Levies</i>	54
<i>4 Participation in Joint Committees</i>	55
<i>5 Council Tax</i>	55
<i>6 Non-Domestic Rates</i>	57
<i>7 Agency Income and Expenditure</i>	57
<i>8 Remuneration</i>	58
<i>9 Health Act 1999 Pooled Funds and Similar Arrangements</i>	64
<i>10 Related Parties</i>	65
<i>11 External Audit Costs</i>	68
<i>12 Leasing</i>	68
<i>13 Pensions</i>	70
<i>14 Non-Current Assets</i>	76
<i>15 Financial Instruments</i>	82
<i>16 Held for Sale Assets</i>	90
<i>17 Debtors</i>	90
<i>18 Cash and Cash Equivalents</i>	91
<i>19 Creditors</i>	91
<i>20 Interests in other Companies and other Organisations</i>	91
<i>21 Provisions</i>	95
<i>22 Pension Strain</i>	96
<i>23 Deferred Liabilities</i>	96
<i>24 Grant Income</i>	96
<i>25 Usable Reserves</i>	98
<i>26 Unusable Reserves</i>	104
<i>27 Contingent Assets and Liabilities</i>	107
<i>28 Notes to the Cash Flow Statement</i>	109
<i>29 Prior Period Adjustment</i>	109
<i>30 Exceptional Items</i>	109
<i>31 Events After the Reporting Period</i>	109
<i>32 Date of Authorisation of the Accounts for Issue</i>	109
Housing Revenue Account	110
Group Accounts	119
Trust Funds	129
Cardiff Harbour Authority	132
Glossary of Accounting Terms	148



Narrative Report by Council's Statutory Finance Officer



STRONGER
FAIRER
GREENER



Introduction

This report presents the 2022/23 Statement of Accounts for the County Council of the City and County of Cardiff (the Council). It sets out our financial performance for the past year and is prepared in accordance with the Code of Practice on Local Authority Accounting in the United Kingdom 2022/23.

Our City

Cardiff is the Capital City of Wales, covering an area of 140 square kilometres. It has a population of 360,000 living in approximately 163,000 homes. It is an economic, cultural and political capital city. A city of strong and safe communities, great schools and universities, creative, talented, and welcoming people.

Like all cities, Cardiff has its challenges and health, social and economic inequalities exist within the city. In fact, if the 'Southern Arc' of Cardiff was considered a single Local Authority, it would be identified as the most deprived in Wales. Economic success has brought pressures such as congestion, air pollution and a demand for affordable housing.

Stronger, Fairer, Greener

'Stronger Fairer Greener' are the key policy themes that will underpin the Council's work over the next few years.

- A stronger city, with an economy creating and sustaining well-paid jobs, with an education system that helps our young people reach their potential, with good, affordable housing in safe, confident and empowered communities, all supported by well resourced, efficient public services.
- A fairer city, where the opportunities of living in Cardiff can be enjoyed by everyone, whatever their background, where those suffering the effects of poverty are protected and supported, where a fair day's work receives a fair day's pay, and where every citizen is valued and feels valued.
- A greener city which, through our One Planet Cardiff programme, takes a lead on responding to the climate emergency, which celebrates and nurtures biodiversity, with high-quality open spaces within easy reach for rest and play which are connected by convenient, accessible, safe sustainable transport options.

The Council aims to address the above challenges by embarking on a programme of action, with commitments and targets to move forward in the face of significant budgetary pressures.

The Council's Corporate Plan and the Wellbeing Plan translate the above priorities into deliverable organisational objectives, setting out the steps to be taken and how performance will be measured.

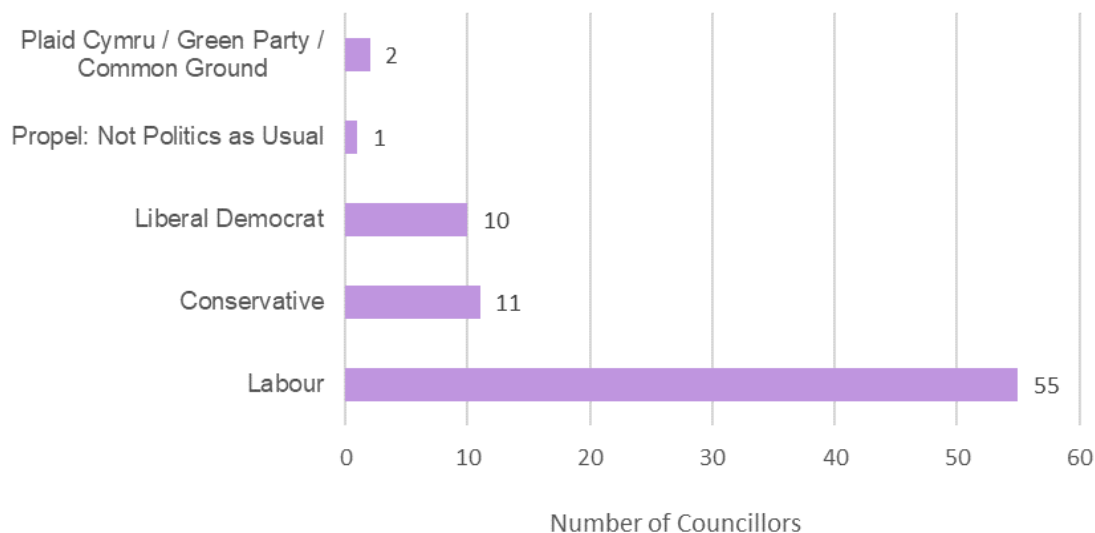
In the wider context of delivering these objectives, the financial climate remains challenging and in the medium term, the amount of funding available for 'non-statutory' services will make their continued delivery very challenging. This will form the backdrop to public service delivery as the Council responds to the realities of an uncertain geopolitical and post pandemic world to deliver its agenda for the city.

Further information can be found using this link **Stronger Fairer Greener ([cardiff.gov.uk](https://www.cardiff.gov.uk))**

Our Democracy

The Council has 79 elected Councillors who represent the people of Cardiff and set the overall policy and budget framework.

Cardiff Councillors - Political Party Representation



The constitution sets out how the Council operates, how decisions are made and the procedures to be followed to ensure decisions are efficient, transparent and accountable to local people. The Council annually selects a Lord Mayor to perform a civic role, promote the city and chair Council meetings. The Council appoints a Leader of the Council who appoints Cabinet Members, each with responsibility for a specific portfolio of services.

The role of Cabinet is to:

- provide leadership
- be responsible for most major decisions
- propose the budget framework and subsequent budget.

Scrutiny Committees support the work of the Cabinet and the Council by:

- monitoring decisions of the Cabinet
- allowing all Councillors, citizens and stakeholders to have a say in matters concerning the Council
- producing reports and recommendations to support the development of policies and decisions
- having the ability to review a decision, which has been made but not yet implemented.

Regulatory and other committees support delivery of Council services. Council has given the Governance and Audit Committee the responsibility for the review of the Financial Statements for the Council. This is prior to full Council's consideration of the external audit opinion and approval of the financial statements. The Council's Management Team is led by Chief Executive Paul Orders and includes Corporate Directors, Directors and Assistant Directors, including the statutory officers (Monitoring Officer and Section 151 Officer). They are responsible for:

- providing impartial advice on policy and implementing decisions of the Cabinet and Council; and
- delivery of services and performance.

Our Services and the way we work

The Council provides over 700 services, supporting local communities and improving the lives of local people, some of which are shown below.

Planning, Transport and Environment	Economic Development
<ul style="list-style-type: none"> • Bereavement and Registration • Highways infrastructure and street cleaning • Transport and Civil Parking Enforcement • Planning 	<ul style="list-style-type: none"> • Business and Investment • Regeneration and major projects • Corporate Landlord • Culture, Venues and tourism • Leisure, Parks and Sport • Waste Collection, Recycling, Treatment, Disposal and Education
People and Communities - Housing and Communities	People and Communities - Social Services
<ul style="list-style-type: none"> • Community Hubs and Libraries • Customer facing services e.g. preventive and 'into work' services • Independent living and community alarm • Adult and community learning • Performance, Partnerships and Housing Revenue Account – council dwellings management 	<ul style="list-style-type: none"> • Adult learning disabilities and mental health • Youth offending • Children's safeguarding, early help, fostering and residential services • Support for older people and those with physical disabilities
Education and Lifelong Learning	Resources
<ul style="list-style-type: none"> • Nursery, Primary, Secondary and Special schools • Youth and community education and community learning • Achievement and Inclusion • Schools Catering • Schools Transport 	<ul style="list-style-type: none"> • Finance • Human Resources • Commissioning and Procurement • ICT, Customer and Digital services • Central Transport Services
Corporate Management	Resources - Governance and Legal Services
<ul style="list-style-type: none"> • Precepts, levies and contributions • Corporate initiatives 	<ul style="list-style-type: none"> • Democratic, electoral and legal services • Scrutiny, member and bilingual services

Our Performance

The Well-being of Future Generations Act requires the Council to publish an annual report of progress against achieving its Wellbeing Objectives. The Local Government and Elections Act also requires the Council to keep performance under review and report on its performance. These performance requirements are discharged through a self-assessment process undertaken twice a year. The Council’s end-of-year self-assessment is titled the Annual Well-being Report, in line with statutory requirements.

Both the Annual Well-being Report and the Mid-Year Self-Assessment draws on a number of sources of intelligence to make judgements about the Council’s performance, including performance against Corporate Plan Commitments, budget monitoring, risk management as well as the judgements of external regulators. The report is formally considered by the Council’s Senior Management Team and Cabinet as well as the Council’s wider political governance, which includes the Policy Review and Performance Committee and the Governance and Audit Committee. The Annual Wellbeing report for 2022/23 was considered by Cabinet and Council in July 2023.

Wellbeing Report (cardiff.gov.uk)

Risks and Financial Outlook

We prepare an Annual Governance Statement (AGS) each year, to disclose the findings of our annual review of the Council’s governance. The AGS includes an Action Plan for any significant governance issues identified as part of the review, to be progressed by Senior Management. It is approved by Council in parallel with the Financial Statements and is used for governance reporting and improvement. This is available on the Council’s website at the following address.

Link to be inserted following Council consideration

In preparing the AGS, the Council has adopted the ‘Delivering Good Governance in Local Government’ framework, developed by CIPFA and the Society of Local Authority Chief Executives. It comprises the systems, processes, culture and values through which the Council is directed and controlled and its engagement and work with the community. The AGS is built through core disclosures from Senior Management, and the independent opinions of the Internal Audit Manager and the Governance and Audit Committee.



The CIPFA Financial Management (FM) Code, has been adopted by the Council since 2021/22, with a goal to improve the financial resilience of organisations by embedding enhanced standards of financial management. Inevitably, the impact of wider geopolitical and economic factors continued to test that financial resilience in 2022/23 and the medium term. Further details of the Council's approach to compliance with the FM Code will be covered in the AGS identifying both progress during the year as well as future planned actions with associated timescales.

The Council's risk management regime supports the identification, assessment, reporting and management of risks in directorate, corporate, programme and project activities. It involves quarterly risk assessments to support the timely identification and escalation of the Council's most critical risks to Senior Management Team for ownership, mitigation, review and reporting. At 31 March 2023, there are ~~eight~~ nine corporate risks at a 'red' residual risk status i.e., major or significant consequence is likely without further mitigation.

Recycling Performance
Failure to deliver recycling performance to meet statutory recycling performance targets within waste directive. On 26 November, the final validated 2019-20 Local Authority Recovery Target (LART) showed Cardiff achieved a recycling performance of 58.14% compared to the target of 64%.
Ensuring Access
Failure to meet our statutory requirements to provide education to all learners of statutory school age, in particular those with Additional Learning Needs associated with Emotional Health and Wellbeing. Associated safeguarding risks due to vulnerable children not being at school, financial risks due to escalating costs of placements and reputational risk to the Council, evidenced by increasing volume of complaints.
Air Quality
Air quality in Cardiff does not meet statutory requirements set by legislation and continues to have a detrimental impact on health for residents and visitors to Cardiff.
City Security
Major security-related incident in 'crowded places' as a result of international or domestic terrorism.
Climate Change – Biodiversity, Energy Security, Extreme Weather and Flooding
Cardiff is not able to manage the effects of climate change and energy security due to lack of future proofing for key (social and civil) infrastructure and business development.
Coastal Erosion
Breach of current defences resulting in widespread flooding (current defences are ad hoc and are in a very poor condition)
Increase in Demand (Children's Services)
Failure to effectively manage and respond to increasing demand resulting in increase in number of children requiring services and financial pressures this presents.

Welfare Reform

That the Council cannot meet its statutory obligations with the increased demands and reduced budgets placed upon it by the Welfare Reform including: Universal Credit, further reduction in Benefit Cap and size restrictions for social tenants.

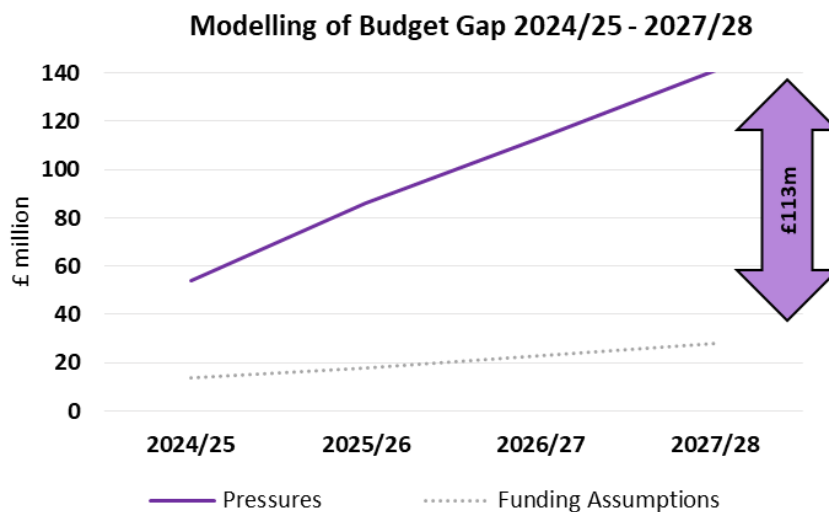
Cyber Security

There are 10 areas of potential risk identified within the National Cyber Security Centre cyber risk model. These include: -

Architecture and configuration; Vulnerability management; Identity and access management ;Data security

<https://www.ncsc.gov.uk/collection/10-steps>

Budget Gap is the term used to describe the difference between the funding the Council expects to receive, and the estimated cost of continuing to deliver services at the current level. Put simply, the gap is a result of funding failing to keep pace with demand, inflation and other financial pressures. Despite a 9% increase in what the Council received from the Welsh Government Local Government Settlement in 2022/23, a budget gap of £113 million between 2024/25 and 2027/28 was forecast as part of the medium-term financial plan approved in March 2023. This continues to be updated as part of emerging information.



This is due to factors such as employee costs, price inflation, allowance for emerging pressures, paying for capital projects and population demand in areas such as Adult Social Care and Looked after Children.

A range of options were considered in order to address budget gaps in 2022/23 and future years including continuing to review and challenge all directorate budgets for efficiency savings such as staffing, premises costs, external spend, income generation and grant maximisation; service change savings which have an impact on existing service levels; maximising opportunities for digital transformation and to work across directorates and in partnership with other organisations; and considering the level at which it is affordable to continue to subsidise services of a more discretionary nature.

Looking ahead, with increased levels of risk to the delivery of savings targets and demand likely to remain unpredictable as a result of uncertainty, financial resilience risk will need to be managed and monitored closely to ensure financial sustainability. Significant capital expenditure investment is proposed in areas such as new schools; to address the condition of existing assets used in service delivery; to develop new

council housing; economic regeneration and for sustainable travel schemes. The five-year investment plan potentially requires a significant increase in borrowing to pay for investment, the cost implications of which will need to be reviewed as a consequence of increased interest rates on financial models supporting projects and in developing business cases.

Inflation impacts on the Council as a result of pay awards, the energy crisis and wider cost of living challenges are factors requiring ongoing review. This impacts on areas such as utilities, commissioned social care, transport, fuel, the cost of capital projects as well as repair and maintenance costs of assets used in delivering services.

Further details of the Council's budget for 2023/24 and Medium Term are available on the Council's website [Budget Proposals 2023/2024](#) and include the key documents below:

- Medium Term Financial Plan (MTFP)
- Housing Revenue Account Budget and MTFP
- Capital Strategy
- Treasury Management Strategy
- A financial resilience snapshot which sets out a number of financial indicators and ratios.

Financial Performance 2022/23

The Council's budget for 2022/23 was approved in March 2022. The budget was set against a backdrop of financial uncertainty, significant challenges in funding services, increasing demand for our services, further savings targets to be made and a 1.9% Council Tax increase. A net revenue budget of £743.736 million was approved for 2022/23 as well as a Medium Term Financial Plan based on a rolling four-year period from 2023/24 to 2026/27, ensuring that resources are aligned to outcomes in the Corporate Plan.

Revenue Expenditure and Funding

Revenue expenditure covers the cost of the Council's day-to-day operations and contributions to and from reserves.

Directorate	Net Expenditure Budget	Net Expenditure Outturn	Variance (Under)/Over
	£000	£000	£000
Corporate Management	37,546	29,696	(7,850)
Economic Development	10,104	11,167	1,063
Economic Development - Recycling and Neighbourhood Services	37,224	39,437	2,213
Education & Lifelong Learning	310,413	313,914	3,501
People & Communities - Communities and Housing	48,986	46,082	(2,904)
People & Communities -Performance and Partnerships	3,491	2,964	(527)
People & Communities - Social Services - Children's	81,689	88,285	6,596

People & Communities - Social Services - Adults	133,760	132,229	(1,531)
Planning, Transport and Environment	8,196	8,196	0
Resources - Governance and Legal Services	6,950	7,619	669
Resources	16,964	16,198	(766)
Directorate Outturn Subtotal	695,323	695,787	464
Capital Financing	34,309	31,020	(3,289)
General Contingency	2,000	0	(2,000)
Summary Revenue Account inc. Council Tax collection and NDR refunds and Discretionary Relief	12,114	16,939	4,825
Total Council Outturn	743,746	743,746	0

The Council contained its spending within the £743.746 million budget approved for the year, after transfers to and from earmarked reserves. The directorate position reflected a net overspend of £464,000 and overspends against the Summary Revenue Account were offset by the general contingency and capital financing budget as well as a better than anticipated position on Council Tax collection. The overall position improved throughout the year, largely due to release of contingencies, reduction in spending and the receipt of additional external grant funding. This also allowed a further increase in non- schools Earmarked Reserves, which will support the Council in the financial challenges arising from increasing demand and cost inflation.

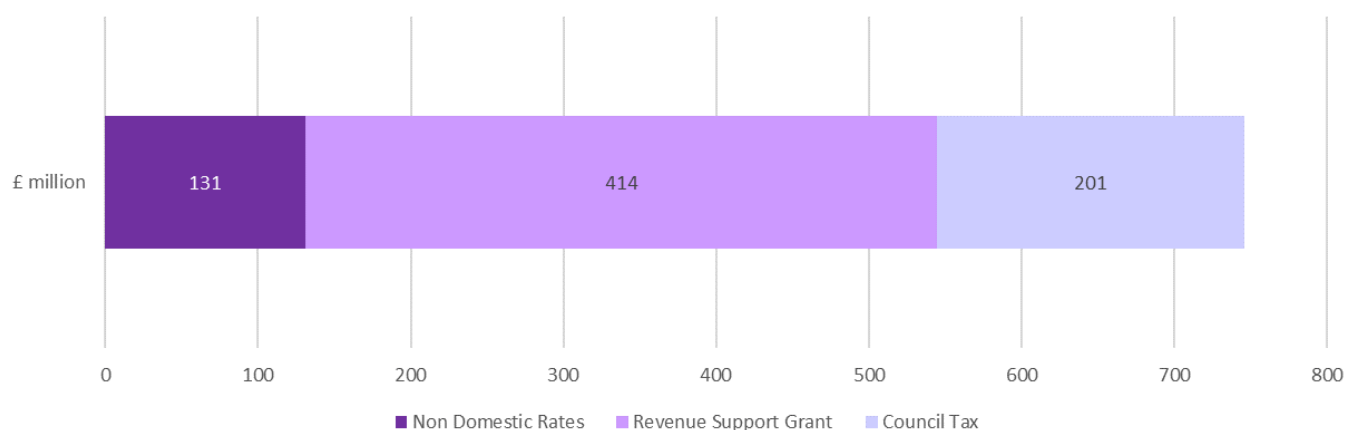
Non-Domestic Rates (NDR) are collected by the Council for Welsh Government based on the value of buildings used in business or for non-domestic purposes and a rate is set annually. The net NDR collectable by Cardiff for 2022/23 totalled £197.199 million of which Cardiff received £131.182 million after redistribution by Welsh Government. The in-year collection rate was 93.51% (95.11% in 2021/22).

All Wales collection statistics can be found using this link [***Non-domestic rates \(gov.wales\)***](#)

Revenue Support Grant of £413.544 million from Welsh Government was received in the year. Council Tax collected by the Council includes precepts for the police and community councils and where applicable was passed onto the relevant bodies. Council Tax income retained by the Council of £201.458 million funds just over a quarter of the Council's net expenditure. The in-year collection rate was 96.18% (96.00% in 2021/22).

All Wales collection statistics can be found using this link [***Council Tax \(gov.wales\)***](#)

How the Revenue budget was paid for



Housing Revenue Account (HRA)

The Housing Revenue Account is a ring-fenced account shown within the Housing and Communities directorate. It includes income from rents and expenditure on managing the housing stock and related services:

Income including rent and charges for services totalled £94.991 million. Revenue expenditure included repairs and maintenance, supervision and management and capital financing costs, including interest, provision for the repayment of debt and towards capital expenditure. The Housing Revenue Account reported a balanced position for 2022/23 after a transfer to earmarked reserves of £1.833 million. Factors resulting in the surplus included a reduced spend on repairs and maintenance, underspend on void property repairs, lower capital financing costs reflecting the timing of capital investment and delays in recruitment of staff.

Capital Expenditure and Funding by the Council

Capital investment forms a large part of our spending. The Council has an ambitious capital programme to deliver projects that are fundamental to the Council achieving its aspirations and to re-shape how we deliver our services. Capital spending during the year totalled £216.2 million.

Schemes	Detail	£m
Business and City Development	Town Centre Loans: acquisition of regeneration sites at international sports village, Indoor Arena enabling land acquisitions and Llanrumney sports complex grant.	13.3
Parks, Leisure and Venues	Parks play areas, open space and infrastructure; Leisure and venues buildings maintenance; Roath Park dam scheme design, Pentwyn Leisure Centre Design and Harbour asset renewal.	4.5
Education & Lifelong Learning	21st Century schools Band B including new Fitzalan High School construction. investment in the condition and suitability of school buildings and ICT.	61.0
Neighbourhood Regeneration and Private Housing	Disabled adaptation grants, allowing people to live independently in their homes; environmental and shop front improvements at Tudor Street, Rhiwbina Hub estate environmental improvements, Splott Park 3G Pitch and	12.1

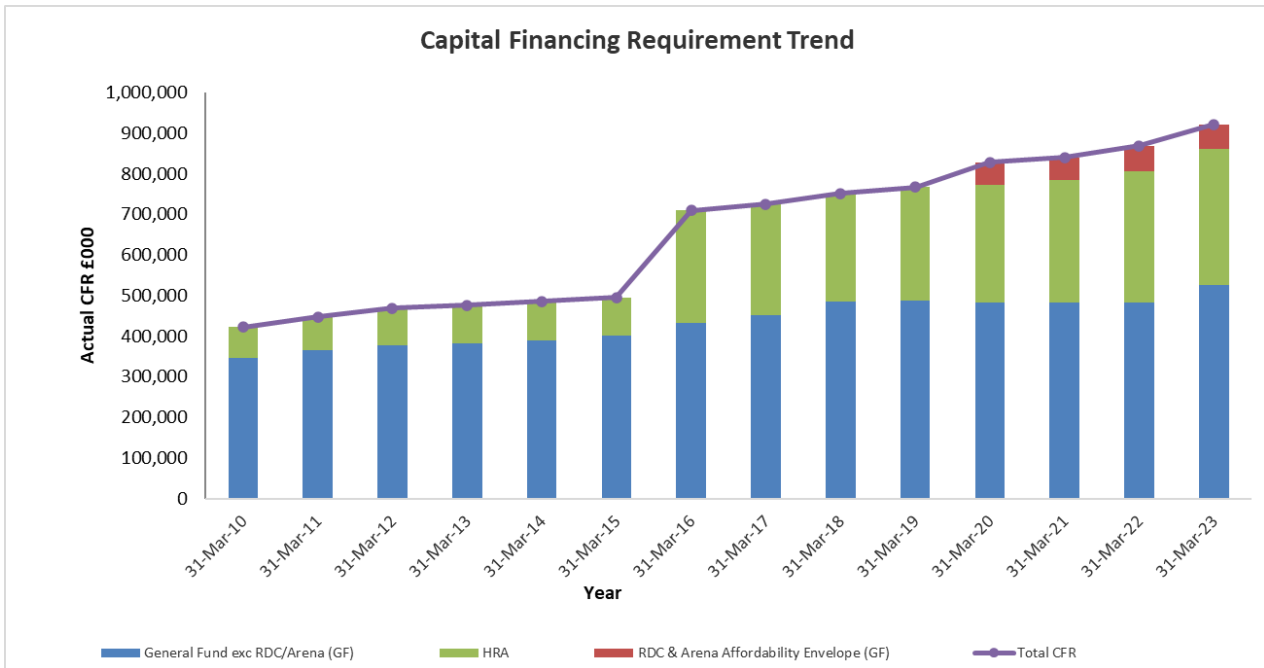
	neighbourhood regeneration schemes, acquisition of property on Cowbridge Road West for Youth Hub options.	
Highways & Transportation	Road and footpath resurfacing; LED lighting in residential areas; Coastal erosion and flood mitigation; public transport and road safety improvements; cycling strategy implementation; investment in active travel and safe routes in communities; city centre air quality measures including Wood Street and Canal Quarter.	32.8
Corporate, Technology and Vehicles	Works to relinquish leased buildings; Modernising ICT; Replacement vehicle fleet including electric refuse collection vehicles and charging points.	7.7
Energy Projects and Sustainability	Energy retrofit of buildings and contribution to Cardiff Heat Network.	4.6
Public Housing	Disabled adaptations; estate regeneration; investment in existing stock condition; acquisition of land and existing dwellings from the private market; construction of new dwellings.	76.3
Other	Recycling depot infrastructure, Bereavement, Property and Asset Management, Investment Property Strategy.	3.9
Total		216.2

Capital spending must be paid for, and the table below highlights the various sources of capital funding for 2022/23. Sources of capital expenditure funding include grants from Welsh Government and other public bodies including the Major Repair Allowance and General Capital grant, capital receipts i.e. proceeds from the sale of Council assets, external contributions from developers and the Council's own revenue budget or Earmarked Reserves previously put aside towards capital schemes.

Where the previous sources of funding are not available, expenditure can only be paid for by the Council increasing its commitment to undertaking borrowing to pay for capital expenditure. Borrowing repayment and any associated interest costs must ultimately be repaid over a prudent period of time from existing budgets and future income. This may be from existing revenue budgets, future increases in Council Tax or Rent, future Revenue Grant or additional income, the latter often being categorised as 'Invest to Save'.

Funding Source	2022/23 Actual	% of funding
	£000	%
Welsh Government and other external Grants	103,356	47.80
Major Repairs Allowance (WG Grant)	9,568	4.43
General Capital Funding (WG Grant)	6,135	2.84
Invest to Save Unsupported Borrowing	38,914	18.00
Additional Unsupported Borrowing	32,051	14.81
Supported Borrowing	8,901	4.12
Capital Receipts	10,379	4.80
Revenue /Reserves	3,995	1.85
External contributions	2,909	1.35
Total	216,208	

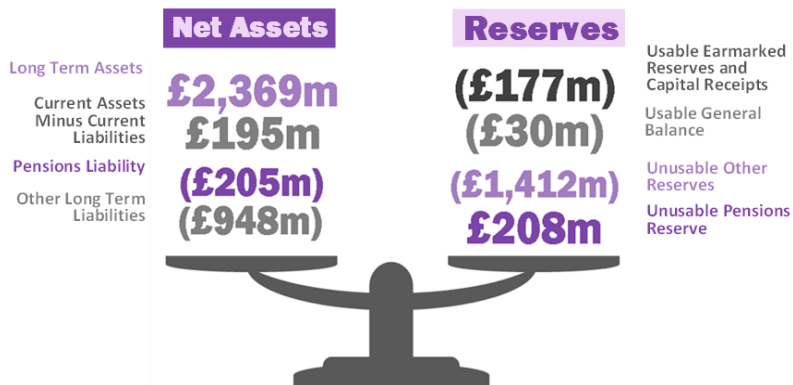
Capital expenditure incurred historically by borrowing, but yet to be paid for from future revenue or capital income is termed the Capital Financing Requirement (CFR). The historic trend is shown in the next chart.



In 2015/16 additional borrowing was taken by the Council and paid to HM Treasury to exit the HRA subsidy system. The CFR and associated financing costs, interest and repayment, of capital investment are to increase significantly in future years, with the Council's Capital and Treasury Management Strategies setting out a range of indicators for affordability, prudence and sustainability of the Council's capital investment plans. Each year, an amount deemed prudent is charged to our revenue budgets to reduce the CFR.


Financial Position

Balance Sheet - 2022/2023



Balance Sheet - 2021/2022

	Net Assets	Reserves	
Long Term Assets	£2,239m	(£175m)	Usable Earmarked Reserves and Capital Receipts
Current Assets Minus Current Liabilities	£213m	(£30m)	Usable General Balance
Pensions Liability	(£853m)	(£1,330m)	Unusable Other Reserves
Other Long Term Liabilities	(£919m)	£855m	Unusable Pensions Reserve



Property, Plant, Equipment and Other Non-Current Assets

The valuation of assets involves a number of assumptions; however, movements in asset valuations as well as any accounting charges such as depreciation have no impact on the council tax or rent payable, as they are required to be reversed from unusable reserves.

Note 14 details movements in assets, capital expenditure and its financing:

- capital receipts from the disposal of property assets and similar income was £10.234 million
- as part of the Council's rolling programme, revaluations took place during the year for investment properties, heritage assets including antiquarian books for the first time and surplus assets. This is part of a shortened cycle of revaluations rather than the 5 year period recommended in guidance for valuations which are required solely for accounting purposes. This supports us to ensure the values recorded in the accounts reflect the significant numbers of assumptions, variables and market conditions, where relevant, that impact on such data over a reasonable and planned time frame.

An assessment across all Council buildings in Cardiff has been undertaken to identify if any Reinforced Autoclaved Aerated Concrete (RAAC) was used in the construction of school buildings or any part of the school premises since. Experienced H&S and Asbestos Officers who are familiar with building construction techniques and materials undertook the assessment programme to establish whether RAAC was used/present within the fabric of the building. Following the assessment programme. The only property where RAAC has been identified is in St David's Hall, which was the subject of report considered by the Cabinet in July 2023. The property is closed pending confirmation of a investment strategy. Where significant asset condition or utilisation issues have been identified in the year, updated valuations have been sought, with any impairment in valuation included in the accounts. These valuations are for accounting purposes only.

Financial Assets and Liabilities

Treasury Investment and borrowing activities were undertaken in accordance with regulatory requirements and the Council's Treasury Management Strategy for 2022/23. Investments for treasury management purposes and cash is £156.901million at 31 March 2023 and is primarily represented by temporary cash balances deposited with financial institutions. The average rate of interest earned for the year was 1.74%.

The Council borrows money to manage its daily cash flows and to pay for capital expenditure. In accordance with the Treasury Management Strategy, borrowing is undertaken to manage the capital financing requirement. The net change in external borrowing during the year was a decrease of £482,000. Note 15 of the accounts provides further information on the Council's financial assets and liabilities and the nature and extent of risks involved.

In order to combat inflation, the Bank of England Bank Rate increased from 0.75% at the start of the year to 4.25% by the year end. The Council sources the majority of its borrowing needs from the Public Works Loan Board and borrowing interest rates have risen significantly as a result of the economic background in the UK, future inflation forecasts and wider factors such as the overall level of national debt. Whilst this has little financial impact on the Council in the very short term given that all the Council's external borrowing is at fixed interest rates, it will impact on future borrowing that the Council will need to undertake to meet commitments, if rates remain elevated.

Provisions

The Council sets aside money for liabilities or losses which are likely to be incurred, but where the exact amount and timing of payment may be uncertain. This includes insurance claims received as well as for landfill aftercare. During 2022/23, total provisions decreased by £1.187 million to £27.815 million. Details of the movement of individual provisions are shown in note 21 of the accounts.

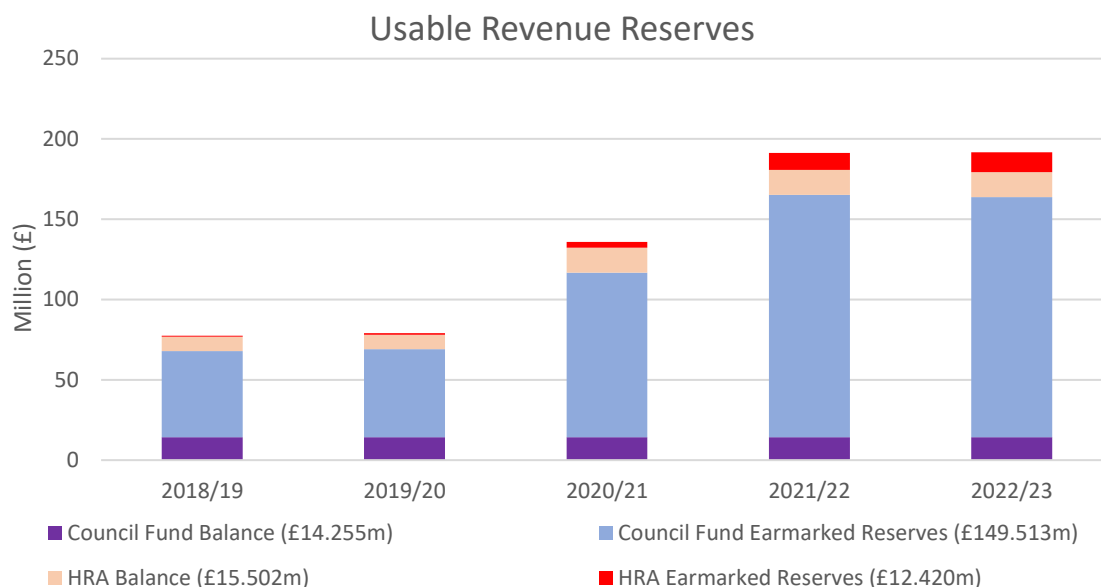
Pensions Liabilities

The Council's participation in all pension schemes is shown in note 13 of the accounts:

- The cost to the Council during the year for pension liabilities is £53.183 million.
- The Council's future liability in respect of pension benefits payable, compared to assets held, is £205.809 million at 31 March 2023. This is based on the latest actuarial assumptions, resulting in a decrease of £647.196 million from 2021/22. The assumptions are detailed in Note 13.2 -Table entitled Basis for estimating Assets and Liabilities, with the main factor being changes in forecast interest rates.
- The Local Government Pension Scheme is revalued every three years, with the fund's assets at 31 March 2022 deemed to cover 98% of future liabilities. A 14 year recovery plan is in place in order to meet the shortfall.

Balances and Reserves

Balances and Reserves are sums of money put aside for specific policy purposes or for general contingencies and cash flow management. The use of reserves, creation of new reserves and assessment of their sufficiency also considers risks to financial resilience. The council has been in a position in recent years to be able to increase the level of earmarked reserves to improve the Council's overall level of financial resilience. This is shown in the chart below along with the values for 31 March 2023. Earmarked revenue and other usable reserves are detailed in note 25 of the accounts whilst unusable reserves are shown in note 26.



Financial Statements

The Statement of Accounts are set out in this document, accompanied by a Statement of Responsibilities for the financial statements and the Audit Report. The single entity statements are also defined as including the income, expenditure, assets, liabilities, reserves and cash flows of the local authority maintained schools in England and Wales within the control of the local authority.

The core statements are:

- The Comprehensive Income and Expenditure Statement records all of the Council's income and expenditure for the year. The top half of the statement provides an analysis by directorate. The bottom half of the statement deals with corporate transactions and funding.
- The Movement in Reserves Statement is a summary of the changes to our reserves over the course of the year. Reserves are divided into 'usable', which can be invested in capital projects or service improvements and 'unusable', which must be set aside for specific purposes.
- The Balance Sheet is a 'snap shot' of the Council's assets, liabilities, cash balances and reserves at the year-end date.
- The Cash Flow Statement shows the reasons for changes in the council's cash balances during the year and whether that change is due to operating activities, new investment or financing activities.

The supplementary statements are:

- The Housing Revenue Account separately identifies the Council's statutory landlord function as a provider of social housing under the Local Government and Housing Act 1989.
- Group Accounts combine the Council's own financial statements with its material interests in subsidiaries, associates and/or joint ventures, in this Council's case, Cardiff City Transport Services Ltd.
- Other statements for regulatory purposes include Trust Funds and Cardiff Harbour Authority.

Conclusions

I am grateful for the work of the finance team in supporting directorates and for all officers who facilitate the transparency of our financial transactions set out in these statements. The Governance and Audit Committee and Audit Wales also have a key role in the challenge and independent review of these statements. These accounts are not just prepared to meet compliance with requirements but are an important source of information on the council's financial position and performance. Preparing these statements will be more challenging in future years due to the ambitious change agenda, additional accounting and reporting requirements and consequential audit impacts.

This year was set against continuing uncertainty and risk arising from the post pandemic recovery, increases in costs and geo-political issues. Despite in year pressures, the Council was able to remain within its net revenue budget set for 2022/23. Demand for all Council services continues to increase with significant inflationary impacts on the Council as well as residents of the city during a cost of living crisis. These pressures represent a significant challenge to the Council's ambitious agenda. A challenge which requires difficult choices to be made and a focus on working with our partners to deliver key priorities in order to remain financially sustainable and able to support the most vulnerable into the medium and longer term.

Christopher Lee
Corporate Director Resources and Section 151 Officer



Statement of Responsibilities for the Financial Statements



CRYFACH
TECACH
GWYRDDACH

STRONGER
FAIRER
GREENER



DEU GWYBITHETHONS
FEL GWYDR HOI, HOI
GWYBITHETHONS

The Council's responsibilities

The Council is required to:

- make arrangements for the proper administration of its financial affairs and to secure that one of its officers has the responsibility for the administration of those affairs. In 2022/23 that officer was Christopher Lee, Corporate Director Resources who holds the statutory post of Section 151 Officer;
- manage its affairs to secure economic, efficient and effective use of resources and safeguard its assets;
- approve the statement of accounts.

Councillor Bablin Molik
Lord Mayor

Date:

The Corporate Director Resources responsibilities

The Corporate Director Resources is responsible for the preparation of the Council's financial statements in accordance with proper practices as set out in the CIPFA Code of Practice on Local Authority Accounting in the United Kingdom 2022/23 (the Code).

In preparing these financial statements, the Corporate Director Resources has:

- selected suitable accounting policies and then applied them consistently, except where policy changes have been noted in these accounts.
- made judgements and estimates that were reasonable and prudent; and complied with the Code.

The Corporate Director Resources has also:

- kept proper accounting records which were up to date
- taken reasonable steps for the prevention and detection of fraud and other irregularities.

The Corporate Director Resources Certificate

The financial statements for the Council give a true and fair view of its income and expenditure for the financial year 2022/23 and financial position of the Council at 31 March 2023.

Christopher Lee
Corporate Director Resources

Date:

The Independent Auditor's Report of the Auditor General for Wales to the Members of the County Council of the City and County of Cardiff

Opinion on financial statements

I have audited the financial statements of:

- the County Council of the City and County of Cardiff; and
- the County Council of the City and County of Cardiff Group

for the year ended 31 March 2023 under the Public Audit (Wales) Act 2004.

The County Council of the City and County of Cardiff's financial statements comprise the Movement in Reserves Statement, the Comprehensive Income and Expenditure Statement, the Balance Sheet, the Cash Flow Statement, the Movement on the Housing Revenue Account Statement, the Housing Revenue Account Income and Expenditure Statement and the related notes, including the significant accounting policies.

The County Council of the City and County of Cardiff's Group financial statements comprise the Group Movement in Reserves Statement, the Group Comprehensive Income and Expenditure Statement, the Group Balance Sheet, the Group Cash Flow Statement and the related notes, including the significant accounting policies.

The financial reporting framework that has been applied in their preparation is applicable law and UK adopted international accounting standards as interpreted and adapted by the Code of Practice on Local Authority Accounting in the United Kingdom 2022-23.

In my opinion, in all material respects, the financial statements:

- give a true and fair view of the financial position of the County Council of the City and County of Cardiff and the County Council of the City and County of Cardiff's Group as at 31 March 2023 and of its income and expenditure for the year then ended; and
- have been properly prepared in accordance with legislative requirements and UK adopted international accounting standards as interpreted and adapted by the Code of Practice on Local Authority Accounting in the United Kingdom 2022-23.

Basis of opinion

I conducted my audit in accordance with applicable law and International Standards on Auditing in the UK (ISAs (UK)) and Practice Note 10 'Audit of Financial Statements of Public Sector Entities in the United Kingdom'. My responsibilities under those standards are further described in the auditor's responsibilities for the audit of the financial statements section of my report.

My staff and I are independent of the Council and the group in accordance with the ethical requirements that are relevant to my audit of the financial statements in the UK including the Financial Reporting Council's Ethical Standard, and I have fulfilled my other ethical responsibilities in accordance with these requirements. I believe that the audit evidence I have obtained is sufficient and appropriate to provide a basis for my opinion.

Conclusions relating to going concern

In auditing the financial statements, I have concluded that the use of the going concern basis of accounting in the preparation of the financial statements is appropriate.

Based on the work I have performed, I have not identified any material uncertainties relating to events or conditions that, individually or collectively, may cast significant doubt on the Council's ability to continue to adopt the going concern basis of accounting for a period of at least twelve months from when the financial statements are authorised for issue.

My responsibilities and the responsibilities of the responsible financial officer with respect to going concern are described in the relevant sections of this report.

Other Information

The other information comprises the information included in the annual report other than the financial statements and my auditor's report thereon. The Responsible Financial Officer is responsible for the other information contained within the annual report. My opinion on the financial statements does not cover the other information and, except to the extent otherwise explicitly stated in my report, I do not express any form of assurance conclusion thereon.

My responsibility is to read the other information and, in doing so, consider whether the other information is materially inconsistent with the financial statements or knowledge obtained in the course of the audit, or otherwise appears to be materially misstated. If I identify such material inconsistencies or apparent material misstatements, I am required to determine whether this gives rise to a material misstatement in the financial statements themselves. If, based on the work I have performed, I conclude that there is a material misstatement of this other information, I am required to report that fact.

I have nothing to report in this regard.

Opinion on other matters

In my opinion, based on the work undertaken in the course of my audit:

- the information contained in the Narrative Report for the financial year for which the financial statements are prepared is consistent with the financial statements and is in accordance with the Code of Practice on Local Authority Accounting in the United Kingdom 2022-23;
- The information given in the Governance Statement for the financial year for which the financial statements are prepared is consistent with the financial statements and is in accordance with guidance.

Matters on which I report by exception

In the light of the knowledge and understanding of the Council and the group and its environment obtained in the course of the audit, I have not identified material misstatements in the Narrative Report or the Annual Governance Statement.

I have nothing to report in respect of the following matters, which I report to you, if, in my opinion:

- I have not received all the information and explanations I require for my audit;
- adequate accounting records have not been kept, or returns adequate for my audit have not been received from branches not visited by my team; or
- the financial statements are not in agreement with the accounting records and returns.

Responsibilities of the responsible financial officer for the financial statements

As explained more fully in the Statement of Responsibilities for the Statement of Accounts, the responsible financial officer is responsible for:

- the preparation of the statement of accounts, including the County Council of the City and County of Cardiff Group financial statements, which give a true and fair view and comply with proper practices;
- maintaining proper accounting records;
- internal controls as the responsible financial officer determines is necessary to enable the preparation of statements of accounts that are free from material misstatement, whether due to fraud or error;
- assessing the County Council of the City and County of Cardiff Group's ability to continue as a going concern, disclosing as applicable, matters related to going concern and using the going concern basis of

accounting unless the responsible financial officer anticipates that the services provided by the County Council of the City and County of Cardiff Group will not continue to be provided in the future.

Auditor's responsibilities for the audit of the financial statements

My responsibility is to audit the financial statements in accordance with the Public Audit (Wales) Act 2004.

My objectives are to obtain reasonable assurance about whether the financial statements as a whole are free from material misstatement, whether due to fraud or error, and to issue an auditor's report that includes my opinion. Reasonable assurance is a high level of assurance but is not a guarantee that an audit conducted in accordance with ISAs (UK) will always detect a material misstatement when it exists. Misstatements can arise from fraud or error and are considered material if, individually or in the aggregate, they could reasonably be expected to influence the economic decisions of users taken on the basis of these financial statements.

Irregularities, including fraud, are instances of non-compliance with laws and regulations. I design procedures in line with my responsibilities, outlined above, to detect material misstatements in respect of irregularities, including fraud.

My procedures included the following:

- enquiring of management, the County Council of the City and County of Cardiff's head of internal audit and those charged with governance, including obtaining and reviewing supporting documentation relating to the County Council of the City and County of Cardiff's policies and procedures concerned with:
 - identifying, evaluating and complying with laws and regulations and whether they were aware of any instances of non-compliance;
 - detecting and responding to the risks of fraud and whether they have knowledge of any actual, suspected or alleged fraud; and
 - the internal controls established to mitigate risks related to fraud or non-compliance with laws and regulations.
- considering as an audit team how and where fraud might occur in the financial statements and any potential indicators of fraud. As part of this discussion, I identified potential for fraud in the following areas: revenue recognition, expenditure recognition, posting of unusual journals;
- obtaining an understanding of County Council of the City and County of Cardiff's framework of authority as well as other legal and regulatory frameworks that Cardiff Council operates in, focusing on those laws and regulations that had a direct effect on the financial statements or that had a fundamental effect on the operations of Cardiff Council; and
- obtaining an understanding of related party relationships.

In addition to the above, my procedures to respond to identified risks included the following:

- reviewing the financial statement disclosures and testing to supporting documentation to assess compliance with relevant laws and regulations discussed above;
- enquiring of management and the Governance and Audit Committee about actual and potential litigation and claims;
- reading minutes of meetings of those charged with governance, the Cabinet and Council;
- in addressing the risk of fraud through management override of controls, testing the appropriateness of journal entries and other adjustments; assessing whether the judgements made in making accounting estimates are indicative of a potential bias; and evaluating the business rationale of any significant transactions that are unusual or outside the normal course of business.

I also communicated relevant identified laws and regulations and potential fraud risks to all audit team members and remained alert to any indications of fraud or non-compliance with laws and regulations throughout the audit.

The extent to which my procedures are capable of detecting irregularities, including fraud, is affected by the inherent difficulty in detecting irregularities, the effectiveness of the County Council of the City and County of Cardiff's controls, and the nature, timing and extent of the audit procedures performed.

A further description of the auditor's responsibilities for the audit of the financial statements is located on the Financial Reporting Council's website www.frc.org.uk/auditorsresponsibilities. This description forms part of my auditor's report.

Other auditor's responsibilities

I communicate with those charged with governance regarding, among other matters, the planned scope and timing of the audit and significant audit findings, including any significant deficiencies in internal control that I identify during my audit.

Certificate of completion of audit

I certify that I have completed the audit of the accounts of the County Council of the City and County of Cardiff Group in accordance with the requirements of the Public Audit (Wales) Act 2004 and the Auditor General for Wales' Code of Audit Practice.

Adrian Crompton
Auditor General for Wales

1 Capital Quarter
Tyndall Street
Cardiff, CF10 4BZ



Accounting Policies, Critical Judgements and Assumptions



STRONGER
FAIRER
GREENER



Accounting policies used when formulating the accounts

The Statement of Accounts summarises the Council's income and expenditure for the year ended 31 March 2023 and its financial position at that date. The accounts are prepared in accordance with the Code of Practice on Local Authority Accounting in the United Kingdom 2022/23 (the Code).

The accounts have been prepared on a going concern basis. The accounting convention adopted is principally historic cost, modified by the revaluation of certain categories of non-current assets and financial instruments.

1. Accounting Standards issued but not yet adopted

International Financial Reporting Standard 16 – Leases was adopted in the 2022/23 Code. Following a consultation with local authorities and auditors, the timescale for required adoption has been pushed back to the financial year beginning 1 April 2024 or earlier if deemed possible. IFRS 16 introduces a single lessee accounting model and requires a lessee to recognise assets and liabilities for most leases with a term of more than 12 months, unless the underlying asset is of low value. A lessee is required to recognise a right-of-use asset representing its right to use the underlying leased asset and a lease liability representing its obligation to make lease payments.

Whilst this is expected to have no impact on the Council Tax or Rent payer, work has continued during 2022/23 to ensure significant lease type arrangements in respect of property and vehicles are identified and recorded. This includes a review of existing and creation of new processes for managing and recording lease arrangements.

2. Accruals of Income and Expenditure

Activity is accounted for in the year that it takes place, not when the cash payments are made or received. In particular:

- Revenue from contracts with service recipients, whether for services or the provision of goods, is recognised when (or as) the goods or services are transferred to the service recipient in accordance with the performance obligations in the contract.
- supplies are recorded as expenditure when they are consumed
- services received are recorded as expenditure when the services are received, rather than when the payments are made
- there is a de minimis threshold of £500, under which income and expenditure may not be accrued
- interest receivable on investments and payable on borrowings is accounted for respectively as income and expenditure on the basis of the effective interest rate for the relevant financial instrument, rather than the cash flows fixed or determined by the contract
- where revenue and expenditure have been recognised but cash has not been received or paid, a debtor or creditor for the relevant amount is recorded in the Balance Sheet. Where debtors are not considered to be collectable the balance is reduced by a provision for doubtful debt.

3. *Assets Held for Sale*

When it becomes probable that the carrying amount of an asset will be recovered, principally through a sale transaction rather than through its continuing use, it is reclassified as an Asset Held for Sale if it meets the following criteria:

- be available for immediate sale in its present condition
- sale must be highly probable
- be actively marketed or have identified prospective purchasers
- the sale expected to be completed within one year.

The asset is revalued immediately before reclassification and then carried at the lower of this amount and fair value less costs to sell. Where this results in a loss, this is posted to the Other Operating Expenditure line in the Comprehensive Income and Expenditure Statement. Gains in fair value are recognised only up to the amount of any previous losses recognised in the Surplus or Deficit on Provision of Services. Depreciation is not charged on Assets Held for Sale. Regular reviews are undertaken as to whether assets still meet the criteria for Assets Held for Sale and where this is not the case they are reclassified and revalued in accordance with the appropriate class.

4. *Cash and Cash Equivalents*

Cash is represented by cash in hand, the net balance on all of the Council's bank accounts including balances of cheque book schools. It includes deposits with financial institutions that are repayable on notice of not more than 24 hours without significant penalty. It also includes investments maturing and interest received on the first working day of April.

5. *Contingent Assets and Liabilities*

These are potential benefits or obligations that arise from past events and whose existence will be confirmed only by the occurrence of one or more uncertain future events not wholly within the Council's control. Contingent assets and liabilities are not recognised in the accounting statements but are disclosed in the notes to the accounts where deemed material.

6. *Deferred Liabilities*

Where the Council receives income in advance from developers and other organisations in respect of revenue expenditure, such as the future maintenance of assets, the amounts are held in the Balance Sheet as deferred liabilities until such time that the expenditure takes place.

7. *Disposals and Capital Receipts*

When assets are disposed of or decommissioned, the value of those assets included in the Balance Sheet along with any proceeds from disposal are used to calculate a gain or loss on disposal.

Disposals greater than £10,000 are treated as capital receipts and are credited to the Capital Receipts Reserve.

8. *Employee Benefits*

Benefits Payable during Employment

Short-term employee benefits such as wages and salaries, paid annual leave, sick leave and expenses are paid on a monthly basis and reflected as expenditure on an accruals basis in the relevant service line in the Comprehensive Income and Expenditure Statement.

Termination Benefits

Termination benefits are amounts payable as a result of a decision by the Council to terminate an officer's employment before the normal retirement date or an officer's decision to accept voluntary redundancy, and are charged on an accruals basis to the Comprehensive Income and Expenditure Statement.

Post-Employment Benefits

Employees of the Council are members of two separate pension schemes:

- the Teachers' Pension Scheme, administered by the Teachers Pensions Agency
- the Local Government Pension Scheme, via membership of the Cardiff and Vale of Glamorgan Pension Fund administered by the Council.

The Council is also the principal employer and sole statutory employer of the Cardiff City Transport Services Pension Schemes.

The Council accounts for pension costs in the main accounting statements in accordance with International Accounting Standard 19 (IAS19). This requires recognition of the fact that although retirement benefits are not actually payable until an employee retires, the Council's commitment to make those payments arises at the time that employees earn their future entitlements. Accounting treatment depends on whether they are in respect of a defined benefit scheme or a defined contribution scheme.

Defined Contribution Schemes

Centralised arrangements for the Teachers' Pension Scheme mean that liabilities for these benefits cannot ordinarily be identified specifically to the Council and is therefore accounted for as if it were a defined contribution scheme and no liability for future payments of benefits is recognised in the Balance Sheet. Cardiff City Transport Services has a defined contribution scheme which carries a guaranteed minimum return for its members, which is closed to new members. The assets and liabilities of the scheme is shown in the Balance Sheet.

Defined Benefit Schemes

The Cardiff and Vale of Glamorgan Pension Fund is a defined benefit scheme. There is also a Cardiff Transport Services Defined Benefit Scheme which is closed to new members. The net pension liability, which represents the Council's attributable share of the Pension Fund's assets and liabilities, is shown in the Balance Sheet where:

- liabilities for the scheme attributable to the Council are included on an actuarial basis using the projected unit method (an assessment of the future payments that will be made in relation to retirement benefits earned to date by employees, based on assumptions about mortality rates, employee turnover rates and projections earnings for current employees)
- assets of the scheme attributable to the Council are included at their fair value:

- quoted and unitised securities – current bid price
- unquoted securities – professional estimate
- property – market value.

The change in the net pension liability is analysed into the following components:

- current service costs: increase in the liability as a result of pension earned by employees in the year is charged to net cost of services.
- past service costs: increase in the liability arising from current year decisions which affect pension earned by employees in earlier years is charged to Corporate Management.
- gains/losses on settlements and curtailments: result of actions to relieve the Council of liabilities or events that reduce expected future service or accrual of benefits are charged to Corporate Management.
- net interest on the net defined benefit liability: net interest expense for the period that arises from the passage of time and is shown within the Financing and Investment Income and Expenditure line of the Comprehensive Income and Expenditure Statement.
- re-measurements: return on plan assets (excluding amounts included in net interest) and actuarial gains/losses as a result of updated actuarial assumptions. These are both charged to the Pensions Reserve as Other Income and Expenditure.

In relation to retirement benefits, statutory provisions require the Council Fund balance to be charged with the amount payable by the Council to the Pension Fund or directly to pensioners in the year, not the amount calculated according to the relevant accounting standards. In the Movement in Reserves Statement, this means that there are appropriations to and from the Pensions Reserve to remove the notional debits and credits for retirement benefits and replace them with debits for the cash paid to the Pension Fund and pensioners and any such amounts payable but unpaid at the year-end. The negative balance that arises on the Pensions Reserve thereby measures the beneficial impact to the Council Fund of being required to account for retirement benefits on the basis of cash flows rather than as benefits are earned by employees.

9. *Financial Assets*

Financial assets are classified based on a classification and measurement approach that reflects the Council's business model for holding financial assets and their cash flow characteristics.

There are three main classes of financial assets measured at:

- amortised cost - Achieve objectives by collecting contractual cash flows e.g. principal and interest
- fair value through profit or loss (FVPL) - Achieve objectives by both collecting contractual cash flows and selling assets
- fair value through other comprehensive income (FVOCI) - Achieve objectives by any other means than collecting contractual cash flows and where the Council has designated that this is the case.

In terms of value of financial assets recognised in the accounts, the authority's primary business model is to hold investments to collect contractual cash flows, however loans and equity instruments may be provided as capital expenditure in the approved Capital Programme to achieve service objectives. Depending on the rationale for holding such financial assets, primarily equity, the Council may designate such items to be measured at fair value through other comprehensive income.

Fair value measurement techniques are defined within the final section of this policy.

Financial Assets Measured at Amortised Cost

Financial assets measured at amortised cost are recognised on the Balance Sheet when the authority becomes a party to the contractual provisions of a financial instrument and are initially measured at fair value. They are subsequently measured at their amortised cost. Annual credits to the Comprehensive Income and Expenditure Statement for interest receivable are based on the carrying amount of the asset multiplied by the effective rate of interest for the instrument in accordance with any investment or loan agreement. The amount presented in the Balance Sheet is the outstanding principal receivable (plus accrued interest).

Any gains or losses that arise on derecognition of an asset are credited/debited to the CIES.

Expected Credit Loss Model

Impairment losses are calculated to reflect the expectation that future cash flows might not take place because the borrower could default on their obligations. Such a review would take place on an individual financial asset or collective basis, based on materiality and cost benefit of individual assessment.

The Council undertakes a review of expected credit losses on all financial assets held at amortised cost either on a 12-month or lifetime basis. Where provision for such losses is not already undertaken e.g. as part of a provision for bad debts, adjustments to the value of financial assets disclosed in the accounts would be made. Credit risk plays a crucial part in assessing expected credit loss. Where risk has increased significantly since a financial asset was initially recognised, provision for losses are assessed on a lifetime basis. Where risk has not increased significantly or remains low, provision for losses are assessed on the basis of 12-month expected loss.

Financial Assets Measured at Fair Value through Profit or Loss (FVPL)

Financial assets that are measured at FVPL are recognised on the Balance Sheet when the Council becomes a party to the contractual provisions of a financial instrument and are initially measured and carried at fair value. Fair value gains and losses are recognised in the Surplus or Deficit on the Provision of Services.

Any gains or losses that arise on the derecognition of the asset are credited/debited to the Comprehensive Income and Expenditure Statement.

Financial Assets Measured at Fair Value through other comprehensive income (FVOCI)

Financial assets that are measured as FVOCI are initially measured and carried at fair value on the Balance Sheet. Treating such assets under this category will require a 'Designation' by the Council. These are likely to be equity holdings held as part of a service objective.

Fair value gains and losses are recognised in Other Comprehensive Income and the change in the amount of the investment in the balance sheet is matched with an entry in the Financial Instruments Revaluation Reserve.

Upon derecognition, any balance on the Financial Instruments Revaluation Reserve is recycled through the Surplus or Deficit on the Provision of Services.

Fair Value Measurement of Financial Assets

Fair value measurements for the above financial asset classes measured at fair value are based on the following techniques:

- instruments with quoted market prices – the market price
- other instruments with fixed and determinable payments – discounted cash flow analysis

The inputs to the measurement techniques are categorised in accordance with the following levels:

- Level 1 – quoted prices (unadjusted) in active markets for identical assets that the authority can access at the measurement date.
- Level 2 – inputs other than quoted prices included within Level 1 that are observable for the asset, either directly or indirectly.
- Level 3 – unobservable inputs for the asset.

10. *Financial Liabilities*

Financial liabilities are recognised on the Balance Sheet when the Council becomes a party to the contractual provisions of a financial instrument. They are initially measured at fair value and carried at their amortised cost. Annual charges to the Comprehensive Income and Expenditure Statement for interest payable are based on the carrying amount of the liability, multiplied by the effective rate of interest for the instrument. Interest that is due but is unpaid at the end of the year is recognised in the Balance Sheet as a current liability.

Where a fair value price which is paid to transfer a liability, is estimated and disclosed, inputs to the valuation techniques used to determine fair value are attributed to the same levels as stated under the Financial Assets accounting policy.

Transaction costs, such as brokers' fees and commission in relation to managing the Council's Financial Instruments, which are not considered material, are charged immediately to the Comprehensive Income and Expenditure Statement.

11. *Grants and Contributions*

Grants and other contributions are accounted for on an accruals basis and recognised when:

- there is reasonable assurance that the Council will comply with the conditions for their receipt and
- there is reasonable assurance that the grant or contribution will be received.

Revenue

Grants, for which conditions have not yet been satisfied, are carried in the Balance Sheet as Revenue Grants Receipts in Advance. When conditions have been satisfied, the grant or contribution is credited to the relevant service line (specific revenue grants and contributions) or Taxation and Non-Specific Grant Income (non-specific revenue grants) in the Comprehensive Income and Expenditure Statement. Where there is no longer any reasonable assurance that the conditions will be met, sums received will not be recognised as a receipt of grant but as a repayment due to the awarding body and held on the Balance Sheet as a liability if it remains unpaid.

Where the conditions of a revenue grant or contribution have been complied with but it is yet to be used to fund expenditure for the purpose stipulated in the grant agreement, it is set aside in an Earmarked Reserve.

Capital

Grants and contributions that are applied in the year to fund capital schemes that are Revenue Expenditure Funded by Capital under Statute (REFCUS) are treated as revenue income and credited to the Comprehensive Income and Expenditure Statement to the relevant service line.

Capital Grants and Contributions applied in paying for other capital works are credited to the Taxation and Non-Specific Grant Income line in the Comprehensive Income and Expenditure Statement. Where a specific capital grant or contribution has been received but remains unapplied, this is shown as a creditor, as the unused element could be returned to the funder. Where a non-specific grant such as the General Capital Grant or Major Repair Allowance were to remain unapplied, it would be held as Capital Grants Unapplied Reserve.

Capital grants and contributions are identified separately on the Balance Sheet.

12. *Heritage Assets*

The Council recognises heritage assets where it may have incurred separately identifiable expenditure on their acquisition or preservation or where it has information on the value of the asset.

Heritage assets are included at historic cost if included in the accounts and only measured at fair value where the benefits of doing so outweigh the costs. No depreciation charge is made on heritage assets.

The unique nature of heritage assets makes reliable valuations complex. These difficulties are recognised by the Code and therefore many individual assets are not recorded in the accounts, but additional narrative disclosures are made about the nature and scale of such assets within the notes to the accounts. A valuation is undertaken every 3 years by an external expert for insurance purposes. A valuation of paintings, artefacts, civic regalia and antiquarian books took place during 2022/23.

13. *Intangible Non-Current Assets*

Expenditure on assets that do not have physical substance but are identifiable and controlled by the Council is capitalised. In the case of computer software and licences, this will be capitalised where it relates to the enhancement or development of systems, expenditure on which is deemed to generate long-term economic benefits to the Council in the form of savings and improvements in service delivery. Intangible assets are included in the Balance Sheet at historic cost net of amortisation and are reviewed for impairment and re-valued only where they have a readily ascertainable market value.

The assets are amortised to the relevant service line over the economic life of the investment initially set between 3-7 years, and reversed in the Movement in Reserves Statement via transfer to the Capital Adjustment Account. Once intangible assets are fully amortised, they are reviewed in terms of materiality and if necessary, disposed of with the carrying value removed from the asset register.

Gains or losses arising from disposal are recognised in the surplus or deficit on the provision of services.

14. *Interests in Companies and Other Entities*

The Council has interests in companies and other entities. Subject to the level of materiality and exposure to risk, these are consolidated to produce Group Accounts.

15. *Inventories*

Inventories are measured and held at the lower of cost or net realisable value. When such inventories are sold, exchanged or distributed, the carrying amount is recognised as expenditure.

The balance of inventories that have been donated rather than purchased are held in the Donated Inventory Account.

16. *Investment Property*

Investment properties are those held solely to earn rentals and/or for capital appreciation such as; ground leases, land held for future development as strategic sites and other land and buildings that meet investment property criteria.

Investment properties are measured at fair value, based on the market value that would be received to sell an asset in an orderly transaction between market participants at the measurement date, reflecting the asset's highest and best use. A valuation is completed every year, the most recent of which was undertaken by Jones Lang LaSalle in 2022/23.

Investment properties are not depreciated. Gains and losses on revaluation and disposal in addition to rentals received are posted to the Financing and Investment Income and Expenditure line in the Comprehensive Income and Expenditure Statement. However, revaluation and disposal gains and losses are not permitted to have an impact on the Council Fund Balance and are therefore reversed out of the Council Fund Balance in the Movement in Reserves Statement and posted to the Capital Adjustment Account.

17. *Joint Committees*

Subject to materiality and exposure to risk, the relevant proportion of Joint Committees are included within the Council's accounts reflecting the transactions and balances for those Joint Committees. Where information is unavailable, prior year balances are included.

18. *Leases*

Leases are classified as finance leases where the terms of the lease transfer substantially all the risks and rewards, incidental to ownership, of the property, plant or equipment from the lessor to the lessee. All other leases are classified as operating leases. Where a lease covers both land and buildings, the land and buildings elements are considered separately for classification.

The Council as Lessee

Finance Leases

For plant and equipment, the Council has set a de-minimis level of £75,000 for leases to be recognised as finance leases. The Council does not recognise any leases of this type.

Operating Leases

Payments for operating leases are charged to the relevant service line on an accruals basis.

The Council as Lessor

Finance Leases

The Council does not recognise any leases of this type.

Operating Leases

Where the Council grants an operating lease over a property or an item of plant or equipment, the asset is retained in the Balance Sheet. Rental income is credited to the Comprehensive Income and Expenditure Statement.

19. Local Authority Maintained Schools

The Code confirms that the balance of control for local authority maintained schools (i.e. those categories of school identified in the School Standards and Framework Act 1998, as amended) lies with the local authority. The Code also stipulates that those schools' assets, liabilities, reserves and cash flows are recognised in the local authority financial statements. Therefore schools' transactions, cash flows and balances are recognised in each of the financial statements of the authority as if they were the transactions, cash flows and balances of the authority.

20. Property, Plant, Equipment

These assets are those that have physical substance used in the production or supply of goods or services, those intended to be held indefinitely, those used for the promotion of culture and knowledge and those expected to be used during more than one financial year.

Recognition

Expenditure on the acquisition, creation or enhancement of such assets is capitalised on an accruals basis. All expenditure incurred on existing assets is assumed to result in enhancement of the asset and will be shown in the accounts as an addition to the asset.

Expenditure that maintains but does not add to an asset's potential to deliver benefits or service potential (i.e. repairs and maintenance) is charged to revenue as it is incurred.

The Council has a de-minimis policy of £1,000 with regards to capitalisation of expenditure in connection with Council dwellings.

Once assets have fully depreciated, they are reviewed in terms of materiality and if necessary, disposed of with the carrying value removed from the asset register.

Measurement

Assets are initially measured at cost, comprising all expenditure that is directly attributable to bringing the specific asset into working condition for its intended use, excluding borrowing costs which are not capitalised. A full year's depreciation is charged on capital expenditure incurred in the year. No depreciation is charged in the year of disposal. Assets are subsequently carried on the balance sheet as per the following:

Asset Type	Measurement	Valuation Frequency	Last Valuation	Surveyor for Last Valuation	Next Valuation	Depreciation*
Assets under Construction	Depreciated Historical Cost	n/a	n/a	n/a	n/a	n/a
Community Assets	Depreciated Historical Cost	n/a	n/a	n/a	n/a	n/a
Council Dwellings	Existing Use Value for Social Housing	Every 2 years	2021/22	Savills	2023/24	Land: n/a Buildings: 50 years
Infrastructure	Depreciated Historical Cost	n/a	n/a	n/a	n/a	7-120 years**
Other Operational Land & Buildings	Existing Use Value or Depreciated Replacement Cost if specialist nature without market-based evidence	Every 3 years	2021/22	Cooke & Arkwright	2024/25	Land: n/a Buildings: 1-100 years
School Assets	Detailed Depreciated Replacement Cost (Modern Equivalent Asset)	Every 3 years	2021/22	Cooke & Arkwright	2024/25	Land: n/a Buildings: 2-50 years
Surplus Assets	Fair Value	Every year	2022/23	Jones Lang LaSalle	2023/24	n/a
Vehicles, Plant, Furniture & Equipment	Depreciated Historical Cost	n/a	n/a	n/a	n/a	5-20 years

* Calculated on a straight-line basis over the below estimated useful lives, unless there is not a determinable finite useful life.

** Included within Infrastructure is the Cardiff Bay Barrage, which is being depreciated over the design life of 120 years.

Revaluations

Council dwellings, other land and buildings including schools, are required to be valued periodically. The valuations consider not only cost variables but a number of other essential variables such as condition and changes in use. Asset valuations take place with an effective date at 1 April or 31 March where a full professional valuation of a full class of assets indicates that there may be a material change at the final balance sheet position.

The Council must balance the requirement to ensure carrying amounts are not materially different from their fair or current value at the year-end, with the time, costs and resources involved in providing valuation services for accountancy purposes. It does this by:

- undertaking an annual impairment review of property with the Council's in-house valuation team to identify significant changes,

- using the experience and local knowledge of the in-house valuation team to provide or source any external valuation services. This ensures finance are made aware of all property issues affecting the Council,
- having an agreed rolling revaluation programme which is significantly shorter than the minimum 5 year cycle required by the Code in order to ensure there is sufficient, regular and consistent coverage of all classes of assets and valuation changes are averaged out at least over a three year period.

Revaluations of the Council's property assets are undertaken on a minimum three yearly rolling programme basis, or where there is a major refurbishment of an asset, a new valuation will be sought in the year of completion and a revision is made to the useful life. It should be noted that revaluation movements are an accounting exercise only and do not impact on the financial performance of the Council, including where such assets are continued to be intended to be held for service delivery purposes.

The Revaluation Reserve contains revaluation gains recognised since 1 April 2007 only; the date of its formal implementation. Gains arising before that date have been consolidated into the Capital Adjustment Account.

Impairment and Downward Revaluation

Assets are assessed at each year-end as to whether there is any indication that an asset may be impaired in value, either due to a significant reduction in service potential or significant permanent market value reduction. Where a material change in value is identified, the accounting treatment is as follows:

- where there is a balance of revaluation gains for the asset in the Revaluation Reserve, the carrying amount of the asset is written down against that balance, up to the amount of the accumulated gains
- thereafter, or if there is no balance in the Revaluation Reserve, the carrying amount of the asset is written down against the relevant service line(s) in the Comprehensive Income and Expenditure Statement.

Where an impairment loss is reversed subsequently, the reversal is credited to the relevant service line(s) in the Comprehensive Income and Expenditure Statement, up to the amount of the original loss, adjusted for depreciation that would have been charged if the loss had not been recognised.

Component Accounting

Where a single asset may have a number of different components, each having a different useful life, three factors are taken into account to determine whether a separate valuation of components is to be recognised in the accounts in order to provide an accurate figure for depreciation.

These factors are:

- materiality with regards to the Council's financial statements. Componentisation will only be considered for individual non-land assets that have a net book value of more than £1.5 million at the end of the financial year
- significance of component. For individual assets meeting the above threshold, where services within a building (boilers/heating/lighting/ventilation etc.), or items of fixed equipment (kitchens/cupboards) is a material component of the cost of that asset (>30%), then those services/equipment will be valued separately on a component basis

- difference in rate or method of depreciation compared to the overall asset. Only those elements that normally depreciate at a significantly different rate from the non-land element as a whole, or that require a different method of depreciation will be identified for componentisation.

Assets that do not meet the tests above can be disregarded for componentisation on the basis that any adjustment to depreciation charges would not result in a material misstatement in the accounts.

21. Provisions

Provisions are charged as expenditure to the appropriate service line in the Comprehensive Income and Expenditure Statement in the year that the Council becomes aware of the obligation, measured at the best estimate at the balance sheet date of the expenditure required to settle the obligation, taking into account relevant risks and uncertainties. When payments are eventually made, they are charged to the provision, which is held on the Balance Sheet. Provisions are reviewed at the end of each financial year and where no longer required are credited back to the relevant service line.

22. Revenue Expenditure Funded from Capital under Statute (REFCUS)

Expenditure incurred during the year that may be capitalised under statutory provisions, but that does not result in the creation of a non-current asset, has been charged as expenditure to the relevant service line in the Comprehensive Income and Expenditure Statement. Where the Council has determined to meet the cost of this expenditure from existing capital resources or by borrowing, a transfer in the Movement in Reserves Statement from the Council Fund Balance to the Capital Adjustment Account then reverses out the amounts charged so that there is no impact on the level of Council Tax.

23. Reserves

The Council sets aside useable reserves for future policy purposes or to cover contingencies. Certain reserves are unusable and are maintained to manage the accounting processes for non-current assets, financial instruments, and retirement and employee benefits. These do not represent usable resources for the Council and there are no net impacts on council tax or rent.

24. Value Added Tax (VAT)

VAT payable is excluded from expenditure except where it is not recoverable from HMRC. VAT receivable is excluded from income.

Critical Judgements and Assumptions

Critical judgements in applying accounting policies

Accounting policies are only applied to material Council transactions. In applying policies, the Council has had to make certain judgements about complex transactions or those involving uncertainty about future events. The critical judgements made in the Statement of Accounts are:

Accounting policies are only applied to material Council transactions. In applying policies, the Council has had to make certain judgements about complex transactions or those involving uncertainty about future events. The critical judgements made in the Statement of Accounts are:

- there remains a degree of uncertainty about future levels of income and expenditure for the Council and its subsidiaries. However, the Council has determined that this uncertainty is not an indication that the assets of the Council might be impaired as a result of a need to close facilities and reduce levels of service provision.
- in 2014/15, CIPFA clarified the requirements for recognising schools property on Council Balance sheets. This highlighted the need for there to be 'control' of assets, with a key criteria for recognition being legal ownership. The Council includes Voluntary Aided, Voluntary Controlled and Foundation schools in its balance sheet only if it owns the land and/or can accordingly direct the use of the assets. In most cases these are owned by religious bodies, the trustees or governing body of the school.

Assumptions made about the future and other sources of estimation uncertainty

The Statement of Accounts contains figures that are based on assumptions or estimates about the future or that are otherwise uncertain. Whilst these take into account historical experience, current trends, professional guidance and other relevant factors, actual results could be different. The main items in the Council’s Balance Sheet at 31 March 2023 for which there is a risk of adjustment in future financial years are:

Item	Uncertainty	Effect if Actual Results Differ from Assumptions
Valuation, where required of Property, Plant and Equipment assets, Heritage assets and Investment properties	<p>Valuation of property interests involves assessment of a number of variables such as market conditions, useful life, cost of reconstruction, assessment of condition, use of discount factors for social housing etc. Valuations are undertaken by qualified Chartered Surveyors, or experts in the relevant field, in accordance with the Practice Statements and Guidance notes set out in the Royal Institution of Chartered Surveyors (RICS) Valuation Standards (The Red Book) and any other relevant guidance.</p> <p>The Council’s approach to undertaking valuations on a more frequent basis than the minimum 5 year period required by the CIPFA Code ensure that changes in all variables impacting on a valuation are captured as soon as possible in the next full and professional valuation.</p>	Any changes to valuations and any associated depreciation charges to services for non-current assets are required to be reversed out in the accounts, so this will not have an impact on Council Tax or rents.
Financial Instrument assets	<p>These are reviewed annually for significant impairment using data such as historic risk of default and other reviews of recoverability.</p> <p>For financial assets not quoted on a recognised exchange or where it is difficult to provide accounting valuations e.g. valuations of the Council’s shareholding in Cardiff City Transport Services Ltd. The fair value is deemed to be Net Worth.</p>	Any change in the fair value of Cardiff City Transport Services Ltd has no impact on the level of Council Tax as changes are reflected by a corresponding amendment in the Financial Instrument Revaluation Reserve.
Provisions	The Council makes a number of provisions for liabilities that it may face where a reasonable estimate of value can be made at the balance sheet date. In most cases these are subject to legal claims, such as those for insurance. Provisions relating to landfill sites are subject to a high level of estimation primarily given the length of period over which they are to be considered. Professional internal and external advice is used to determine the need and value of provisions.	The outcomes of assumptions will have an impact on the Outturn in future years, however due to the uncertain nature of these events, are difficult to quantify
Arrears	The Authority is owed for items such as sundry debtors, Council Tax, Non Domestic Rates (NDR) and rents. After taking into account trends in past collection experience and other relevant changes which may impact on collectability a level of impairment or provision for expected credit losses is assumed. It is not certain however that this impairment allowance would be sufficient as the Council cannot assess with certainty which debts will be collected or not.	Improvements in collection will improve future reported Outturn position, however where customers are finding it difficult to pay this will require increases in the level of provisions currently set aside.

Accounting Policies, Critical Judgements and Assumptions

Item	Uncertainty	Effect if Actual Results Differ from Assumptions
	<p>The current economic situation has made the estimation of debt impairment more difficult as there is more uncertainty about the economic viability of debtors and hence their ability to settle their debts which may or may not be sufficient.</p>	
Pensions Liability	<p>Estimation of the net liability to pay pensions depends on a number of complex judgements relating to the discount rate used, inflation, the rate at which salaries are projected to increase, changes in retirement ages, mortality rates and expected returns on pension fund assets. This also includes market volatility caused by geo-political and macro-economic factors.</p> <p>Professional actuaries are engaged to provide the Council with expert advice about the assumptions to be applied.</p>	<p>It is difficult to measure the effects on the net pension liability of changes in individual assumptions, as they can result in multiple variations to the figure. A sensitivity analysis is provided in Note 13.</p>



Core Financial Statements and Notes to the Financial Statements



STRONGER
FAIRER
GREENER



Comprehensive Income and Expenditure

This statement records all of the Council's income and expenditure throughout the year and consequently shows the accounting cost of providing services during the year in line with generally accepted accounting practices. The Expenditure and Funding Analysis (Note 2) demonstrates how the funding available to the Council has been used to provide services in comparison with those resources consumed or earned under Generally Accepted Accounting Practices (GAAP).

2021/22				2022/23			
Gross Expenditure	Gross Income	Net Expenditure		Note	Gross Expenditure	Gross Income	Net Expenditure
£000	£000	£000			£000	£000	£000
30,048	(26,007)	4,041	Corporate Management		16,471	(8,340)	8,131
104,625	(45,208)	59,417	Economic Development		140,974	(40,273)	100,701
437,111	(111,419)	325,692	Education & Lifelong Learning		461,993	(106,644)	355,349
9,633	(2,015)	7,618	Governance & Legal Services		9,951	(652)	9,299
9,314	(5,959)	3,355	Harbour Authority		10,005	(6,862)	3,143
236,580	(178,996)	57,584	Housing & Communities		235,524	(181,024)	54,500
96,295	(92,571)	3,724	Housing Revenue Account		82,433	(94,991)	(12,558)
10,097	(6,793)	3,304	Performance & Partnerships		17,700	(13,944)	3,756
76,295	(44,360)	31,935	Planning, Transport & Environment		79,187	(45,521)	33,666
45,573	(25,730)	19,843	Resources		44,681	(23,425)	21,256
172,719	(52,256)	120,463	Social Services - Adults		169,349	(31,023)	138,326
100,358	(25,175)	75,183	Social Services - Children's		116,354	(21,390)	94,964
259	(4,484)	(4,225)	Summary Revenue Account		2,062	(952)	1,110
1,328,907	(620,973)	707,934	Net Cost of Services		1,386,684	(575,041)	811,643
42,523	0	42,523	Police & Crime Commissioner for South Wales	3	45,047	0	45,047
458	0	458	Community Council Precepts		495	0	495
18,632	0	18,632	Levies & Contributions		19,040	0	19,040
719	(1,965)	(1,246)	(Gain)/loss on sale of non-current assets		2,150	(4,622)	(2,472)
62,332	(1,965)	60,367	Other Operating Expenditure		66,732	(4,622)	62,110
34,108	0	34,108	Interest Payable on debt	15	34,175	0	34,175
22,180	0	22,180	Interest on net defined benefit liability/(asset)	13	22,304	0	22,304
0	(388)	(388)	Interest & Investment Income	15	0	(3,589)	(3,589)
30,453	(12,658)	17,795	Income & Expenditure in relation to Investment Properties and changes in their fair value	14	15,315	(20,815)	(5,500)
0	0	0	Movement in Financial Instruments		0	(63)	(63)
86,741	(13,046)	73,695	Financing & Investment Income & Expenditure		71,794	(24,467)	47,327
0	(127,032)	(127,032)	Recognised Capital Grants & Contributions	24	0	(114,112)	(114,112)
0	(373,452)	(373,452)	Revenue Support Grant		0	(413,544)	(413,544)
0	(121,062)	(121,062)	Non-Domestic Rates	6	0	(131,182)	(131,182)
3,081	(240,341)	(237,260)	Council Tax Income	5	1,520	(248,520)	(247,000)
0	(6,022)	(6,022)	Donated Inventories		1,273	0	1,273

Comprehensive Income and Expenditure

2021/22				2022/23			
Gross Expenditure	Gross Income	Net Expenditure		Note	Gross Expenditure	Gross Income	Net Expenditure
£000	£000	£000			£000	£000	£000
116	0	116	Corporation Tax (CCRCD)		0	(37)	(37)
3,197	(867,909)	(864,712)	Taxation & Non-Specific Grant Income		2,793	(907,395)	(904,602)
1,481,177	(1,503,893)	(22,716)	(Surplus)/Deficit on Provision of Services		1,528,003	(1,511,525)	16,478
		(32,036)	(Surplus)/Deficit on revaluation of non current assets	26			(19,206)
		(3,475)	(Surplus)/Deficit on Financial Instrument Revaluation Reserve				(1,376)
		(307,373)	Remeasurement of the net defined benefit liability/(asset)	13			(726,020)
		(342,884)	Other Comprehensive Income & Expenditure				(746,602)
		(365,600)	Comprehensive Income & Expenditure (Surplus)/Deficit				(730,124)

The 2021/22 breakdown of the Net Cost of Services has been amended to take account of the changes in structure in 2022/23.

Movement in Reserves

The statement is split into both Usable and Unusable Reserves. Usable Reserves are those that the Council can use to provide services such as the General Fund and Capital Receipts Reserve whereas Unusable Reserves such as the Pension Fund and Capital Adjustment Account cannot be used, as they are for accounting purposes only.

	Council Fund Balance	Council Fund Earmarked Reserves	HRA Balance	HRA Earmarked Reserves	Capital Receipts Reserve	Capital Grants Unapplied	Total Usable Reserves	Unusable Reserves	Total Council Reserves
	£000	£000	£000	£000	£000	£000	£000	£000	£000
Balance at 31 March 2021 carried forward	14,255	102,502	15,502	3,700	8,673	0	144,632	170,251	314,883
Movement in Reserves during 2021/22									0
Surplus/(deficit) on the provision of Services	8,283	0	14,433	0	0	0	22,716	0	22,716
Other Comprehensive Income and Expenditure	0	0	0	0	0	0	0	342,884	342,884
Total Comprehensive Income and Expenditure	8,283	0	14,433	0	0	0	22,716	342,884	365,600
Adjustments between accounting basis & funding basis under regulations (note 1)	40,225	0	(7,546)	0	(1,833)	6,972	37,818	(37,818)	0
Net Increase/(Decrease) before Transfers to/(from) Earmarked Reserves	48,508	0	6,887	0	(1,833)	6,972	60,534	305,066	365,600
Transfers to/(from) Earmarked Reserves	(48,508)	48,508	(6,887)	6,887	0	0	0	0	0
Increase/(Decrease) in 2021/22	0	48,508	0	6,887	(1,833)	6,972	60,534	305,066	365,600
Balance at 31 March 2022 carried forward	14,255	151,010	15,502	10,587	6,840	6,972	205,166	475,317	680,483
Movement in Reserves during 2022/23									0
Surplus/(deficit) on the provision of Services	(64,723)	0	48,245	0	0	0	(16,478)	0	(16,478)
Other Comprehensive Income and Expenditure	0	0	0	0	0	0	0	746,602	746,602
Total Comprehensive Income and Expenditure	(64,723)	0	48,245	0	0	0	(16,478)	746,602	730,124
Adjustments between accounting basis & funding basis under regulations (note 1)	63,226	0	(46,412)	0	840	0	17,654	(17,654)	0
Net Increase/(Decrease) before Transfers to/(from) Earmarked Reserves	(1,497)	0	1,833	0	840	0	1,176	728,948	730,124
Transfers to/(from) Earmarked Reserves (note 25)	1,497	(1,497)	(1,833)	1,833	0	0	0	0	0
Increase/(Decrease) in 2022/23	0	(1,497)	0	1,833	840	0	1,176	728,948	730,124
Balance at 31 March 2023 carried forward	14,255	149,513	15,502	12,420	7,680	6,972	206,342	1,204,265	1,410,607

Balance Sheet

This statement is comprised of two balancing sections - the net assets of the Council and the total reserves held.

31 March 2022		Note	31 March 2023
£000			£000
1,992,202	Property, Plant & Equipment incl Infrastructure Assets	14	2,092,979
58,849	Heritage Assets		67,955
150,718	Investment Properties		167,560
1,135	Intangible assets including AUC		1,098
24,749	Long-term Investments	15	27,596
10,906	Long-term Debtors		11,772
2,238,559	Total Long-Term Assets		2,368,960
210,105	Short-term Investments	15	97,248
0	Assets Held for Sale	16	4,000
11,684	Inventories		10,439
184,300	Short-term Debtors	17	187,806
23,751	Cash and Cash Equivalents	18	56,594
429,840	Total Current Assets		356,087
(31,311)	Short-term Borrowing	15	(12,850)
(175,845)	Short-term Creditors	19	(138,937)
(1,035)	Pension Strain	22	(1,737)
(4,544)	Provisions	21	(3,419)
(3,640)	Deferred Liabilities	23	(3,985)
(216,375)	Total Current Liabilities		(160,928)
(832,819)	Long-term Borrowing	15	(850,737)
(24,458)	Provisions	21	(24,467)
(9,621)	Deferred Liabilities	23	(10,010)
(16,521)	Revenue Grants Receipts in Advance	24	(8,020)
(11,431)	Capital Grants Receipts in Advance		(22,679)
(22,388)	Capital Contributions Receipts in Advance		(31,296)
(1,296)	Pension Strain	22	(494)
(853,005)	Net Pensions Liability	13	(205,809)
(1,771,539)	Total Long-Term Liabilities		(1,153,512)
680,485	NET ASSETS		1,410,607
	Financed by:		
14,255	Council Fund Balance	25	14,255
151,012	Council Fund Earmarked Reserves		149,513
15,502	Housing Revenue Account Balance		15,502
10,587	Housing Revenue Account Earmarked Reserves		12,420
6,840	Capital Receipts Reserve		7,680
6,972	Capital Grants Unapplied		6,972
205,168	Total Usable Reserves		
345,822	Revaluation Reserve	26	362,612
977,282	Capital Adjustment Account		1,046,902
5,003	Deferred Capital Receipts		66
10,366	Financial Instruments Revaluation Reserve		11,742
(855,336)	Pensions Reserve		(208,040)

Balance Sheet

31 March 2022		Note	31 March 2023
£000			£000
(17,054)	Accumulated Absences Adjustment Account		(16,978)
9,234	Donated Inventories Account		7,961
475,317	Total Unusable Reserves		1,204,265
680,485	TOTAL RESERVES		1,410,607

Cashflow Statement

This statement shows how the Council generates and uses cash and cash equivalents by classifying the cash flows as arising from operating, investing and financing activities.

2021/22 £000		Note	2022/23 £000
(22,716)	Net (surplus)/deficit on the provision of services		16,478
(231,213)	Adjustments to net (surplus)/deficit on the provision of services for non-cash movements	28	(107,948)
129,979	Adjustments for items included in the net surplus or deficit on the provision of services that are investing and financing activities		(836,436)
(123,950)	Net cash flows from operating activities		(927,906)
191,372	Purchase of property, plant and equipment, investment property and intangible assets		197,357
117,750	Purchase of short-term and long-term Investments		837,720
2,133	Other investing activities		(10,220)
(2,649)	Proceeds from the sale of property, plant and equipment, investment property and intangible assets		(9,851)
(126,516)	Capital Grants and Contributions		(121,623)
182,090	Net cash flows from investing activities		893,383
(72,479)	Cash receipts from short-term and long-term borrowing		(31,694)
(2,495)	Other financing activities		10,604
27,533	Repayments of short-term and long-term borrowing		22,770
(47,441)	Net cash flows from financing activities		1,680
10,699	Net (increase)/decrease in cash and cash equivalents		(32,843)
34,450	Cash and cash equivalents at the beginning of the reporting period		23,751
23,751	Cash and cash equivalents at the end of the reporting period	18	56,594

Notes to the Financial Statements

1. Adjustments between Accounting Basis and Funding Basis under Regulation

This note details the adjustments that are made to the total comprehensive income and expenditure, recognised by the Council in the year, in accordance with proper accounting practice to the resources that are specified by statutory provisions as being available to the Council to meet future capital and revenue expenditure.

Usable Reserves 2021/22					Movement in Unusable Reserves	Adjustments between Accounting and Funding Basis	Usable Reserves 2022/23				
Council Fund Balance	Housing Revenue Account	Capital Receipts Reserves	Unapplied Capital Grants				Council Fund Balance	Housing Revenue Account	Capital Receipts Reserves	Unapplied Capital Grants	Movement in Unusable Reserves
£000	£000	£000	£000	£000		£000	£000	£000	£000	£000	
						Adjustments to Revenue Resources					
						Amounts by which the income and expenditure included in the CIES are different from revenue for the year calculated in accordance with statutory requirements					
71,980	5,356	0	0	(77,336)		Pension costs (transferred to/from the Pensions Reserve)	73,443	5,281	0	0	(78,724)
(338)	(290)	0	0	628		Officer remuneration (transferred to the accumulated absence Reserve)	121	(199)	0	0	78
53,417	11,345	0	0	(64,762)		Charges for depreciation and impairment of Non-Current assets	77,053	13,618	0	0	(90,671)
44,806	24,114	0	0	(68,920)		Revaluation losses of Non-Current Assets	15,242	667	0	0	(15,909)
(23,804)	(1,407)	0	0	25,211		Reverse previous impairment on revaluation	(18,750)	(1,027)	0	0	19,777
842	86	0	0	(928)		Amortisation of Intangible Assets	604	0	0	0	(604)
26,694	(62)	0	0	(26,632)		Movements in the market value of Investment Properties	2,446	0	0	0	(2,446)
0	0	0	0	0		Movement in the value of Assets Held for Sale	0	0	0	0	0
(89,508)	(30,552)	0	0	120,060		Capital grants and contributions applied	(66,495)	(47,617)	0	0	114,112
(6,972)	0	0	6,972	0		Capital grants unapplied	0	0	0	0	0
2,662	31	0	0	(2,693)		Revenue expenditure funded from capital under statute	8,407	0	0	0	(8,407)
(6,022)	0	0	0	6,022		Transfer to Donated Inventories	1,273	0	0	0	(1,273)
25	0	0	0	(25)		Movement of Financial Instruments	3	0	47	0	(50)

Usable Reserves 2021/22					Adjustments between Accounting and Funding Basis	Usable Reserves 2022/23				
Council Fund Balance	Housing Revenue Account	Capital Receipts Reserves	Unapplied Capital Grants	Movement in Unusable Reserves		Council Fund Balance	Housing Revenue Account	Capital Receipts Reserves	Unapplied Capital Grants	Movement in Unusable Reserves
£000	£000	£000	£000	£000		£000	£000	£000	£000	£000
(494)	(753)	1,966	0	(719)	Amount of Non-Current Assets written off on disposal or sale as part of the gain/loss on disposal to the Comprehensive Income & Expenditure Statement	(938)	(1,532)	4,621	0	(2,151)
73,288	7,868	1,966	6,972	(90,094)	Total adjustments to Revenue Resources	92,409	(30,809)	4,668	0	(66,268)
					Adjustments between Revenue and Capital Resources					
(31,523)	(13,015)	0	0	44,538	Statutory provision for the financing of capital investment	(27,928)	(12,566)	0	0	40,494
(1,540)	(2,400)	0	0	3,940	Capital expenditure charged against the Council Fund and HRA balances	(958)	(3,037)	0	0	3,995
0	0	0	0	0	Credit for disposal costs that qualify to be met from the resulting capital receipts	0	0	0	0	0
0	0	(17)	0	17	Capital receipts set aside for the repayment of debt	0	0	0	0	0
(33,063)	(15,415)	(17)	0	48,495	Total adjustments between Revenue and Capital resources	(28,886)	(15,603)	0	0	44,489
					Adjustments to Capital resources					
0	0	0	0	0	Transfers to the Capital Receipts Reserve upon receipt of cash	(231)	0	1,547	0	(1,316)
0	0	0	0	0	Transfers to /from the Deferred Capital Receipts Reserve in relation to gain/loss on disposal	(66)	0	5,003	0	(4,937)
0	0	(3,781)	0	3,781	Use of the Capital Receipts Reserves to finance new capital expenditure	0	0	(10,378)	0	10,378
0	0	(3,781)	0	3,781	Total adjustments to Capital resources	(297)	0	(3,828)	0	4,125
40,225	(7,547)	(1,832)	6,972	(37,818)	Total adjustments	63,226	(46,412)	840	0	(17,654)

2. Expenditure and Funding Analysis

The Expenditure and Funding Analysis demonstrates how the funding available to the Council has been used to provide services in comparison with those resources consumed or earned under Generally Accepted Accounting Practices (GAAP).

2021/22			Directorate	2022/23		
Net Expenditure Charged to CF and HRA	Adjustments between accounting & funding basis	Net expenditure CIES		Net Expenditure Charged to CF and HRA (outturn)	Adjustments between accounting & funding basis (see note 2.1)	Net expenditure CIES (Net Cost of Services)
£000	£000	£000		£000	£000	£000
26,429	(22,388)	4,041	Corporate Management	29,696	(21,565)	8,131
38,787	20,630	59,417	Economic Development	50,604	50,097	100,701
297,868	27,824	325,692	Education & Lifelong Learning	313,914	41,435	355,349
6,514	1,104	7,618	Governance & Legal Services	7,619	1,680	9,299
0	3,355	3,355	Harbour Authority	0	3,143	3,143
47,560	10,024	57,584	Housing & Communities	46,082	8,418	54,500
0	3,724	3,724	Housing Revenue Account	0	(12,558)	(12,558)
2,882	422	3,304	Performance & Partnerships	2,964	792	3,756
5,976	25,959	31,935	Planning Transport & Environment	8,196	25,470	33,666
15,186	4,657	19,843	Resources	16,198	5,058	21,256
120,741	(278)	120,463	Social Services - Adults	132,229	6,097	138,326
71,189	3,994	75,183	Social Services - Children's	88,285	6,679	94,964
49,120	(53,345)	(4,225)	Summary Revenue Account	47,959	(46,849)	1,110
682,252	25,682	707,934	Net Cost of Services	743,746	67,897	811,643
(636,441)	(94,209)	(730,650)	Other income and expenditure	(696,558)	(98,607)	(795,165)
45,811	(68,527)	(22,716)	(Surplus)/Deficit on Provision of Services	47,188	(30,710)	16,478
	Council Fund	HRA Balance			Council Fund	HRA Balance
	(14,255)	(15,502)	Opening Balance as at 1 April		(14,255)	(15,502)
	0	0	Surplus/(Deficit)		0	0
	(14,255)	(15,502)	Closing Balance as at 31 March		(14,255)	(15,502)

The 2021/22 breakdown of the Net Cost of Services has been amended to take account of the changes in structure in 2022/23

2.1 Note to the Expenditure and Funding Analysis

The adjustments between Accounting and Funding basis are analysed further in the following table with further explanation provided below the table.

2021/22				Directorate	2022/23			
Adjustments for capital purposes (a)	Net change for Pensions Adjustments (b)	Other Adjustments (c)	Total Adjustments		Adjustments for capital purposes (a)	Net change for Pensions Adjustments (b)	Other Adjustments (c)	Total Adjustments
£000	£000	£000	£000		£000	£000	£000	£000
396	890	(23,674)	(22,388)	Corporate Management	21	586	(22,172)	(21,565)
18,339	7,363	(5,072)	20,630	Economic Development	45,414	8,066	(3,383)	50,097
32,346	15,982	(20,504)	27,824	Education & Lifelong Learning	14,731	15,915	10,789	41,435
0	958	146	1,104	Governance & Legal Services	34	982	664	1,680
2,826	500	29	3,355	Harbour Authority	2,733	465	(55)	3,143
5,153	6,043	(1,172)	10,024	Housing & Communities	886	6,255	1,277	8,418
31,771	5,356	(33,403)	3,724	Housing Revenue Account	10,222	5,281	(28,061)	(12,558)
0	641	(219)	422	Performance & Partnerships	0	809	(17)	792
20,862	3,492	1,605	25,959	Planning, Transport & Environment	22,446	3,491	(467)	25,470
2,701	4,140	(2,184)	4,657	Resources	2,404	4,998	(2,344)	5,058
(263)	5,230	(5,245)	(278)	Social Services - Adults	548	4,796	753	6,097
1,228	4,536	(1,770)	3,994	Social Services - Children's	139	4,777	1,763	6,679
101	9	(53,455)	(53,345)	Summary Revenue Account	0	0	(46,849)	(46,849)
115,460	55,140	(144,918)	25,682	Net Cost of Services	99,578	56,421	(88,102)	67,897
(110,483)	22,180	(5,906)	(94,209)	Other income and expenditure from the Expenditure & Funding Analysis	(122,147)	22,304	1,236	(98,607)
4,977	77,320	(150,824)	(68,527)	(Surplus)/Deficit on Provision of Services	(22,569)	78,725	(86,866)	(30,710)

The 2021/22 breakdown of the Net Cost of Services has been amended to take account of the changes in structure in 2022/23

(a) Adjustments for capital purposes – this column adds in depreciation, impairment and revaluation gains and losses in the net cost of services line and:

- **other operating expenditure** – adjusts for capital disposals with a transfer of income on disposal of assets and the amounts written off for those assets.
- **financing and investment income** – the statutory charges for capital financing i.e. prudent revenue provision and other revenue contributions are deducted from other income and expenditure, as these are not chargeable under generally accepted accounting practices (GAAP)
- **taxation and non-specific income and expenditure** - capital grants are adjusted for income not chargeable under GAAP. Revenue grants are adjusted from those receivables during the year to those receivables without conditions or for which conditions were satisfied throughout the year. The taxation and non-specific grant income and expenditure line is credited with capital grants receivable in the year without conditions or for which conditions were satisfied within the year.

(b) Net change for the removal of pension contributions and the addition of the IAS19 Employee Benefits pension related expenditure and income:

- **for the net cost of services** – the removal of the employer pension contributions made by the Council as determined by statute and their replacement with current service costs and past service costs.
- **for financing and investment income and expenditure** – the net interest on the defined benefit liability is charged to the CIES.

(c) Other adjustments between the amounts debited/credited to the CIES and amounts payable/receivable to be recognised under statute:

- **for net cost of services** – the accrual made for the cost of holiday/leave entitlements earned by employees but not taken before the year end which employees can carry forward into the next financial year. These are required to be included within the Net Cost of Services under GAAP, however, are not chargeable to the Council Fund.
- **for financing and investment income and expenditure** – the other differences column recognises adjustments to the Council Fund for the timing differences of premiums and discounts.
- For taxation and non-specific grant income - the difference between what is chargeable under statute for council tax and NDR that was forecast to be received at the start of the year, and the income recognised under GAAP. This is a timing difference as any difference is brought forward in the surpluses or deficits on the collection fund.

2.2. Expenditure and Income Analysed by Nature

As well as by Directorate, the Council's expenditure and income analysed by type is shown below.

2021/22 £000		2022/23 £000
599,145	Employee benefits expenses	648,745
689,422	Other service expenses	671,803
65,717	Depreciation, amortisation & impairment	91,233
30,453	Expenditure in relation to investment properties & changes in their fair value	15,315
34,108	Interest payments	34,175
61,613	Precepts & levies	64,582
719	Loss on sale of non-current assets	2,150
1,481,177	Total Expenditure	1,528,003
(231,877)	Fees, charges & other service income	(213,518)
(12,658)	Income in relation to investment properties & changes in their fair value	(20,815)
(388)	Interest & investment income	(3,589)
(361,403)	Income from Council Tax & Non-Domestic Rates	(379,702)
(895,602)	Grants & contributions	(889,279)
(1,965)	Gain on sale of non-current assets	(4,622)
(1,503,893)	Total Income	(1,511,525)
(22,716)	(Surplus)/Deficit on the Provision of Services	16,478

3. Precepts and Levies

2021/22 £000		2022/23 £000
	Precepts	
42,523	Police and Crime Commissioner for South Wales	45,047
	Community Councils:	
51	- Lisvane	61
175	- Pentyrch	185
126	- Radyr & Morganstown	131
34	- St Fagans	42
49	- Old St Mellons	51
23	- Tongwynlais	25
42,981	Total Precepts	45,542
	Levies & Contributions	
18,374	South Wales Fire and Rescue Service	18,776
139	Natural Resources Wales	139
114	Cardiff Port Health Authority	120
5	Newport Port Health Authority	5
18,632	Total Levies and Contributions	19,040

4. Participation in Joint Committees

During 2022/23 the Council was lead Authority for three Joint Committees and a member authority of three others. The table below shows the revenue contributions made to these Committees. The Statement of Accounts for each Joint Committee will be available on the lead authority's website following approval.

2021/22 £000	Committee	Purpose	Lead Authority	2022/23 £000
275	Cardiff Capital Region City Deal (CCRCD)	To co-ordinate and discharge Councils' obligations in relation to the City Deal	Cardiff Council	289
1,293	Central South Consortium Joint Education Service	To provide a regional approach to improvement in schools	Rhondda Cynon Taf Council	1,327
243	Glamorgan Archives	Management and administration of the Glamorgan Records Office	Cardiff Council	265
27	Prosiect Gwyrdd	To manage residual waste treatment	Cardiff Council	27
699	Regional Adoption Service	To share best practice, develop and improve adoption services	Vale of Glamorgan Council	778
4,722	Shared Regulatory Service	To provide environmental health services	Vale of Glamorgan Council	5,162
7,259	Total			7,848

The Council has accounted for its share of the balances with CCRCD but for the other Joint Committees it accounts just for their contributions.

Any capital contributions to CCRCD in respect to the Wider Investment Fund would be included in the core financial statements but not shown in the table above. No capital contribution was made in 2022/23 (£0 for 2021/22).

5. Council Tax

Council Tax income derives from charges raised according to the value of residential properties, which have been classified into nine valuation bands, estimating 1 April 2003 values for this specific purpose. Charges are calculated by taking the amount of income required for the Council and the Police and Crime Commissioner for the forthcoming year and dividing this amount by the Council Tax base. The Council Tax base is the number of properties in each band adjusted to a proportion to convert the number to a band D equivalent, totaled across all bands and adjusted for discounts. Cardiff's Council Tax base for tax-setting purposes for 2022/23 was 149,107 (147,794 for 2021/22).

The amounts for a band D property in Cardiff during 2022/23 were as follows:

2021/22 £	Band D Council Tax:	2022/23 £
1,310	Cardiff Council	1,335
288	Police and Crime Commissioner for South Wales	302
1,598	Total	1,637

The above amount (£1,637) is multiplied by the proportion specified for the particular band (see following table) to give the individual amount due. Community Council precepts are then added in each of the six Community Council areas.

Analysis of property bandings

Band	A*	A	B	C	D	E	F	G	H	I	Totals
Multiplier	5/9	6/9	7/9	8/9	1	11/9	13/9	15/9	18/9	21/9	
No of Band D equivalent dwellings	4	2,051	12,671	24,600	30,959	30,348	26,942	15,476	5,181	3,096	151,328
Apply Collection rate										98.50%	149,058
Plus Class O (Ministry of Defence) dwellings											49
Council Tax Base											149,107

Analysis of the net proceeds from Council Tax:

2021/22 £000		2022/23 £000
(240,341)	Council Tax collectable	(248,520)
3,081	Impairment for non-payment of Council Tax	1,520
(237,260)	Net proceeds	(247,000)
	Represented by:	
42,981	Precepts	45,542
194,279	Council Tax attributable to the Council	201,458

The cumulative impairment for non-payment of Council Tax held at the 31 March 2023 is £10.388 million (£10.422 million at 31 March 2022).

Council Tax that is past due but not impaired:

31 March 2022 £000		31 March 2023 £000
4,876	Debts less than one year	5,636
1,920	Debts between two and 5 years	2,164
117	Debts over five years	127
6,913	Total Council Tax due but not impaired	7,927

6. Non-Domestic Rates (NDR)

The Welsh Government specifies an amount for the rate 53.5p in 2022/23 and (53.5p in 2021/22) and, subject to the effects of transitory arrangements, local businesses pay rates calculated by multiplying their rateable value by that amount. The Council is responsible for collecting rates due from ratepayers in its areas but pays the proceeds into the NDR pool administered by the Welsh Government. The sums collected are redistributed back to Councils on the basis of a fixed amount per head of population. The rateable value was £451.288 million for 2022/23 (£457.565 million 2021/22). An analysis of the net proceeds from non-domestic rates is shown below:

2021/22 £000		2022/23 £000
198,777	Non-Domestic Rates collectable	197,199
(933)	Cost of collection allowance	(938)
3,685	Impairment for non-payment	1,952
201,529	Payment into national pool	198,213
(121,062)	Redistribution from national pool	(131,182)

7. Agency Income and Expenditure

The Council acted as an agent on behalf of the following in the provision of goods and services:

Welsh Government

- Non-Domestic Rates collection - a net debtor of £8.440 million at 31 March 2023 (£2.022 million creditor at 31 March 2022) is included in the balance sheet which represents the amount paid over to Welsh Government exceeds the amount collected from ratepayers.
- Houses into Homes Loans - provide loans to bring back unused properties into homes. At 31 March 2023 the Welsh Government had provided £2.173 million of funding, of which £201,000 is outstanding as loans provided. The balance available for new loans was £1.771 million (£1.652 million at 31 March 2022).
- Home Improvement loans – provide loans for home improvements. At 31 March 2023 the Welsh Government had provided £1.624 million of funding, of which £1.055 million is outstanding as loans provided leaving a balance available for new loans of £569,000.
- Covid-19 Business Grants - the Council distributed grants to eligible business on behalf of the Welsh Government totaling £32,000 in 2022/23 (£18.908 million in 2021/22)
- Other Welsh Government Covid-19 grants and financial support – there have also been a number of grants or areas of financial support that local authorities have been asked to administer on the Welsh Government’s behalf because they have the local knowledge and ability to put in place systems quickly to make payments. At 31 March 2023 Welsh Government had provided £22.107 million for this support.

South Wales Trunk Road Agency

The total reimbursement received by the Council was £333,000 in 2022/23 (£265,000 in 2021/22).

FOR Cardiff

This is a partnership between the local business community and the Council to form a Business Improvement District in a defined area within the city centre. A levy is charged on all business rate payers of all relevant businesses in addition to their business rates bill. This is used to develop projects benefitting the local area. Further information is available on their website <https://www.forcardiff.com>. The Council collects the income and pays this over to FOR Cardiff. This totaled £2.190 million in 2022/23 (£1.457 million in 2021/22).

Prosiect Gwyrdd

The Council is responsible for the payments to Viridor to provide waste treatment in relation to residual waste. The Council made payments of £10.055 million in 2022/23 (£10.198 million in 2021/22) on behalf of all the partners.

8. Remuneration

8.1 The ratio of the remuneration of the Chief Executive to the median remuneration of all the body's employees. The multiple between the median full time equivalent earnings and the Chief Executive in 2022/23 was 1:6 (1:7 in 2021/22). The median full time equivalent earnings for 2022/23 was £31,176 (£28,572 in 2021/22). These figures include staff directly employed by the governing bodies of schools including a Voluntary-Controlled and a Foundation school and several Voluntary-Aided schools, as well as those employed by the Council.

8.2 The number of employees, whose remuneration is over £60,000 per annum within bands of £5,000 is shown in table below. It includes all employees who are full time, full year equivalent of part time staff and those working part of the year, including senior officers whose remuneration is disclosed in more detail in note 8.3. It excludes any staff paid via agency.

The remuneration bands include all taxable remuneration received in the year, including in some cases, severance payments and Returning Officer fees but exclude employers pension contributions and any expenses that are not chargeable to UK income tax.

The table separately identifies individuals directly employed by the governing bodies of schools including several Voluntary-Aided, Voluntary-Controlled and Foundation schools, as well as those employed by the Council. The employee costs relating to these individuals are included with the Council's Net Cost of Services and, therefore, these individuals are included in the following table.

Number of Employees		Remuneration band £	Number of Employees	
2021/22			2022/23	
Non Schools	Schools		Non Schools	Schools
12	63	60,000-64,999	59	91
14	46	65,000-69,999	18	56
21	49	70,000-74,999	36	53
1	25	75,000-79,999	7	26
0	8	80,000-84,999	2	24
0	7	85,000-89,999	2	8
10	1	90,000-94,999	10	7
0	7	95,000-99,999	0	4

Number of Employees		Remuneration band £	Number of Employees	
2021/22			2022/23	
Non Schools	Schools		Non Schools	Schools
0	4	100,000-104,999	0	3
1	4	105,000-109,999	1	2
0	1	110,000-114,999	0	5
0	1	115,000-119,999	0	2
0	0	120,000-124,999	0	1
0	0	125,000-129,999	0	1
6	1	130,000-134,999	6	0
0	0	135,000-139,999	0	0
2	3	140,000-144,999	0	1
0	0	145,000-149,999	2	0
0	0	150,000-154,999	0	2
0	0	155,000-159,999	0	1
0	1	160,000-164,999	0	0
0	0	165,000-169,999	0	0
0	1	170,000-174,999	0	1
0	0	175,000-179,999	0	0
0	0	180,000-184,999	0	1
1	0	185,000-189,999	0	0
0	0	190,000-194,999	1	0
68	222	Total	144	289

The increase in the number of employees above £60,000 is due to increases in pay but no increase to the banding threshold since inception. The number of redundancy/compensation payments on exit has increased in 2022/23 compared to 2021/22.

8.3 Shown in the tables below are remuneration details of those defined as senior employees:

- senior employees who form part of the Council's Senior Management Team (Directors, Assistant Directors, and Heads of Service) whose salary is £60,000 or more per annum but less than £150,000. These are identified by job title.
- senior employees whose salary is £150,000 or more on an annualised basis are identified by name.
- the table does not include senior employees in schools.

Remuneration also includes the cost of any additional contributions that the Council is required to make to the Pension Fund in respect of the individuals who are leaving the Council i.e., Enhancement of Retirement Benefits (Pension Strain costs). No bonuses have been paid during 2022/23 (£1,470 in 2021/22).

Post title	Note	Year	Salary, fees & allowances received £	Taxable benefits £	Compensation for loss of employment			Employers pension contribution (20.7% of salary) £	Total remuneration including pension contributions £	Explanatory notes
					Received via payroll (taxable) £	Received via payroll (non-taxable) £	Enhancement of Retirement Benefits £			
Chief Executive - Paul Orders	(a)	2022/23	190,091	0	0	0	0	39,349	229,440	
		2021/22	188,166	0	0	0	0	38,950	227,116	
Corporate Director Resources & Section 151 Officer		2022/23	145,816	0	0	0	0	30,184	176,000	
		2021/22	143,891	0	0	0	0	29,785	173,676	
Corporate Director People & Communities		2022/23	145,816	0	0	0	0	30,184	176,000	
		2021/22	143,891	0	0	0	0	29,785	173,676	
Director Planning, Transport & Environment		2022/23	134,747	0	0	0	0	27,893	162,640	
		2021/22	132,822	0	0	0	0	27,494	160,316	
Director Economic Development		2022/23	134,747	0	0	0	0	27,893	162,640	
		2021/22	132,822	0	0	0	0	27,494	160,316	
		2022/23	134,747	0	0	0	0	27,893	162,640	

Post title	Note	Year	Salary, fees & allowances received £	Taxable benefits £	Compensation for loss of employment			Employers pension contribution (20.7% of salary) £	Total remuneration including pension contributions £	Explanatory notes
					Received via payroll (taxable) £	Received via payroll (non-taxable) £	Enhancement of Retirement Benefits £			
Director Education & Lifelong Learning		2021/22	132,822	0	0	0	0	27,494	160,316	
Director Governance & Legal Services & Monitoring Officer		2022/23	134,747	0	0	0	0	27,893	162,640	
		2021/22	132,822	0	0	0	0	27,494	160,316	
Director Children's Services	(b)	2022/23	134,747	0	0	0	0	27,893	162,640	
		2021/22	133,557	0	0	0	0	27,646	161,203	
Director Adults Housing & Communities Services		2022/23	134,747	0	0	0	0	27,893	162,640	
		2021/22	132,822	0	0	0	0	27,494	160,316	
Chief Digital Officer		2022/23	108,553	0	0	0	0	22,471	131,024	
		2021/22	106,628	0	0	0	0	22,072	128,700	
Assistant Director Adult Services	(b)	2022/23	0	0	0	0	0	0	0	Left the Council 05/04/2021.
		2021/22	1,971	0	0	0	0	408	2,379	
Assistant Director County Estates		2022/23	92,245	0	0	0	0	19,095	111,340	
		2021/22	90,320	0	0	0	0	18,696	109,016	
Assistant Director Education & Lifelong Learning		2022/23	92,245	0	0	0	0	19,095	111,340	
		2021/22	90,320	0	0	0	0	18,696	109,016	
Assistant Director Housing & Communities		2022/23	92,245	0	0	0	0	19,095	111,340	Commenced 12/07/2021.
		2021/22	65,069	0	0	0	0	13,469	78,539	
Assistant Director Street Scene		2022/23	92,245	0	0	0	0	19,095	111,340	
		2021/22	90,320	0	0	0	0	18,696	109,016	
		2022/23	92,245	0	0	0	0	19,095	111,340	

Post title	Note	Year	Salary, fees & allowances received £	Taxable benefits £	Compensation for loss of employment			Employers pension contribution (20.7% of salary) £	Total remuneration including pension contributions £	Explanatory notes
					Received via payroll (taxable) £	Received via payroll (non-taxable) £	Enhancement of Retirement Benefits £			
Programme Director - Schools Organisation Programme		2021/22	90,320	0	0	0	0	18,696	109,016	
Chief Human Resources Officer		2022/23	92,245	0	0	0	0	19,095	111,340	
		2021/22	90,320	0	0	0	0	18,696	109,016	
Head of Finance		2022/23	92,245	0	0	0	0	19,095	111,340	
		2021/22	90,320	0	0	0	0	18,696	109,016	
Head of Performance & Partnerships		2022/23	92,245	0	0	0	0	19,095	111,340	
		2021/22	90,320	0	0	0	0	18,696	109,016	

(a) In addition to the remuneration fees detailed in the table above, the Chief Executive is the Council's nominated Returning Officer. Any fees payable in relation to this role have been waived.

(b) Includes bonus payment of £735, received in 2021/22 but relates to 2020/21 as part of the Welsh Government Financial Recognition for Social Care Worker Scheme.

8.4 Exit Packages

The numbers of exit packages with total cost per band and the total cost of the compulsory and other redundancies are set out in the following tables. The total costs of the exit packages identified are made up of two elements. The first element is the one-off payment made to an individual as compensation for loss of employment through either voluntary or compulsory redundancy. The second element is the pension strain cost for which the Council has the option to pay the Pension Fund over a five-year period.

Schools 2022/23				Exit package cost band (including special payments)	Non-schools 2022/23			
Number of compulsory redundancies *	Number of other departures agreed	Total number of exit packages by cost band	Total cost of exit packages in each band £		Number of compulsory redundancies *	Number of other departures agreed	Total number of exit packages by cost band	Total cost of exit packages in each band £
3	14	17	118,984	0 - 20,000	3	25	28	290,912
0	1	1	20,208	20,001 – 40,000	1	25	26	663,606
0	1	1	48,038	40,001 – 60,000	0	15	15	750,886
0	1	1	63,156	60,001 – 80,000	0	22	22	1,559,846
0	1	1	93,327	80,001 – 100,000	0	6	6	529,085
0	0	0	0	100,001 – 150,000	0	7	7	776,965
0	0	0	0	150,001 – 200,000	0	4	4	685,160
3	18	21	343,713	Total	4	104	108	5,256,460

Schools 2021/22				Exit package cost band (including special payments)	Non-schools 2021/22			
Number of compulsory redundancies *	Number of other departures agreed	Total number of exit packages by cost band	Total cost of exit packages in each band £		Number of compulsory redundancies *	Number of other departures agreed	Total number of exit packages by cost band	Total cost of exit packages in each band £
10	14	24	148,585	0 - 20,000	5	39	44	418,025
1	6	7	170,513	20,001 – 40,000	1	16	17	478,341
0	1	1	42,445	40,001 – 60,000	0	3	3	154,645
0	0	0	0	60,001 – 80,000	0	2	2	153,951
0	0	0	0	80,001 – 100,000	0	2	2	165,771
0	0	0	0	100,001 – 150,000	0	0	0	0
0	0	0	0	150,001 – 200,000	0	0	0	0
11	21	32	361,543	Total	6	62	68	1,370,733

*Compulsory Redundancies include temporary and fixed term contracts ending after 2 years.

8.5 Members Allowances

The total amount of Members' Allowances (including basic and special responsibility) paid in 2022/23 was £1.616 million (£1.385 million in 2021/22). As required by the Code, this figure includes all remuneration paid to members including basic and special allowances, care allowances and directly reimbursed expenses.

9. Health Act 1999 Pooled Funds and Similar Arrangements

The Cardiff and Vale Joint Equipment Store (JES) is a Section 33 partnership agreement between Cardiff and Vale of Glamorgan local authorities and the Cardiff and Vale University Health Board for the provision of an integrated community equipment service serving the combined Cardiff and Vale region. The original agreement came into effect on 1 January 2012. The transactions are included in the Social Services - Adults line of the Comprehensive Income and Expenditure Statement.

Under regulation 19(1) of the Partnership Arrangements (Wales) Regulations 2015, a pooled budget arrangement has been agreed between Cardiff and Vale local authorities and the Cardiff and Vale University Health Board in relation to the provision of care home accommodation for older people. The arrangement came into effect on 1st April 2018. The Cardiff Council transactions are included in the Social Services - Adults line of the Comprehensive Income and Expenditure statement.

Income and expenditure for these pooled budget arrangements for the year ending 31 March 2023 are as follows:

2021/22 £000			2022/23 £000	
Joint Equipment	Care Homes for older people		Joint Equipment	Care Homes for older people
		Expenditure		
1,689	0	Equipment	2,058	0
487	0	Contribution to Overheads	487	0
0	64,046	Care Home costs	0	63,331
2,176	64,046	Total Expenditure	2,545	63,331
		Funding		
(1,376)	(24,549)	Cardiff and Vale University Health Board	(1,573)	(25,572)
(663)	(23,744)	Cardiff Council	(606)	(25,699)
(347)	(15,753)	Vale of Glamorgan Council	(366)	(12,060)
(2,386)	(64,046)	Total Funding	(2,545)	(63,331)
(210)	0	(Surplus)/Deficit transferred to Reserve	0	0

10. Related Parties

The Council is required to disclose material transactions with related parties – bodies or individuals that have the potential to control or influence the Council or to be controlled or influenced by the Council. Disclosure of these transactions allows readers to assess the extent to which the Council might have been constrained in its ability to operate independently or might have secured the ability to limit another party's ability to bargain freely with the Council.

Central Government has effective control over the general operations of the Council. It is responsible for providing the statutory framework, within which the Council operates, providing the majority of its funding in the form of grants and prescribing the terms of many of the transactions that the Council has with other parties. For 2022/23 financial transactions with the Welsh Government totaled £10.239 million of expenditure and approximately £319.761 million of income. At the year-end, in addition to financial instruments (Note 15) and expenditure incurred as an agent for Welsh Government (Note 7), no money was owed to Welsh Government and approximately £81.957 million owed from Welsh Government.

Members of the Council have direct control over the Council's financial and operating policies. The total members' allowances paid in 2022/23 is shown in note 8. Members' interests in other organisations have been identified by an inspection of the Members' and Officers' Declaration of Interest Register. This is available on the Councils Website Your Councilors': Cardiff Council (modern.gov.co.uk) The Code of Conduct for Members of Local Authorities in Wales specifies Members have 28 days to register any changes to declared interests. Democratic Services remind Members of this requirements on a regular basis. This process is relied upon for the related parties notes as all Members are required to comply with the Code of conduct. Within this process, the length of time between declarations being updated by Members is not an indication that they have not complied but instead an indication that no changes have been made since they were last updated.

The following transactions relating to elected members took place during the year, with associated balances due to or from the Authority at the year end. The relevant members did not take part in any discussion or decision relating to any grants received.

2021/22				Related Party	Related Party Relationship	Transaction details	2022/23			
Transactions		Balances					Transactions		Balances	
Amounts paid by the Authority	Amounts received by the Authority	Amounts owed by the Authority	Amounts owed to the Authority				Amounts paid by the Authority	Amounts received by the Authority	Amounts owed by the Authority	Amounts owed to the Authority
£000							£000			
25	(15)	0	0	Cardiff Cycle Workshop Ltd	Family Member is Chair of Trustees	Payments are primarily for Bike Clinics and purchase of refurbished bikes. Income is mainly ground rent	0	0	0	0
949	(8)	0	0	Cartref Care Homes	Trustee	Primarily Residential Care	200	(1)	0	0
214	0	1	0	Cathays and Central Youth & Community Project	Trustee	Day Care	0	0	0	0
0	0	0	0	Cathays Community Centre	Director	Day Care	185	0	0	0
38	(1)	0	(1)	Cylch Meithrin Pwll Coch	Trustee	Childcare	44	0	0	0
0	0	0	0	Diverse Cymru	Director and Trustee	Primarily Trade Refuse	0	(1)	0	0
1,149	(91)	11	(45)	Huggard	Member of Management Committee	Primarily Supporting people	1,905	(215)	0	(4)
24	(3)	0	0	Llanrumney Hall Community Trust Ltd	Trustee	Primarily Trade Refuse	7	(4)	0	0
0	0	0	0	Llanrumney Phoenix Boxing Club	Trustee	Training Courses	33	0	0	0
0	0	0	0	Omidaze	Director	Hire of premises	6	0	0	0
0	0	0	0	Race Council Cymru	Trustee	Staff training	2	0	0	0
21	(4)	0	0	Safer Wales	Chief Executive Officer	Grant for Domestic Abuse support	64	(6)	0	(2)
60	0	0	0	Seren in the Community CIO	Trustee	Primarily Childrens Play Grant	14	0	0	0
0	0	0	0	Splott Community Volunteers	Trustee	Grant provision	2	0	0	0
137	(90)	0	(2)	Wales and the West Housing Association	Family Member is Chief Executive	Payment relates to supporting individuals in relation to alarm subsidy	152	(207)	27	(119)

2021/22				Related Party	Related Party Relationship	Transaction details	2022/23			
Transactions		Balances					Transactions		Balances	
Amounts paid by the Authority	Amounts received by the Authority	Amounts owed by the Authority	Amounts owed to the Authority				Amounts paid by the Authority	Amounts received by the Authority	Amounts owed by the Authority	Amounts owed to the Authority
£000				£000						
0	0	0	0	Welsh Hosptals and Health	Non Executive Director	Primarily Trade Refuse	0	(1)	0	0
2,618	(212)	12	(48)	Total transactions			2,614	(435)	27	(125)

Officer's emoluments are shown in note 8. In 2022/23, for organisations in which Senior Officers had an interest there were no goods or services commissioned (£0 in 2021/22). For goods and services provided, income of £97,000 was received in 2022/23 (£51,000 in 2021/22).

Subsidiary Companies include Cardiff City Transport Services (Cardiff Bus), Cardiff Business Technology Centre (CBTC), Atebion Solutions Ltd and Cardiff Heat Network Ltd. Details of transactions with these companies are shown in note 20 to the Core Financial Statements. The Council also participates in 6 Joint Committees. Details of these can be found in Note 4. Pension Fund contributions paid to the Fund are shown in note 13.

Precepts and Levies collected on behalf of other organisations and an analysis of amounts levied on the Council by other bodies can be found in note 3 to the Core Financial Statements. Separate to the precept, the Council made payments of £73,000 to Police and Crime Commissioner for South Wales during 2022/23 (£123,000 in 2021/22).

11. External Audit Costs

2021/22 £000		2022/23 £000
401	Fees payable to Audit Wales for external audit services	456
69	Fees payable to Audit Wales for the certification of grant claims	75
14	Fees payable to Audit Wales for other financial audit work	16
484	Total	547

12. Leasing

Council as Lessee

Operating leases

Operating leases exist in respect of properties, vehicles and other items of equipment. The following sums were charged to revenue in 2022/23

2021/22 £000		2022/23 £000
1,357	Property leases	1,520
2,130	Other leases	1,728
3,487		3,248

The Council was committed at 31 March 2023 to making payments of £12.531 million under operating leases (£12.995 million at 31 March 2022) comprising the following elements:

31 March 2022			31 March 2023	
Property Leases £000	Other Leases £000		Property Leases £000	Other Leases £000
		Minimum lease payments		
1,122	1,864	Not later than one year	287	2,447
1,028	2,052	Later than one year but not later than five years	936	2,137
6,897	32	Later than five years	6,702	22
9,047	3,948		7,925	4,606

Finance Leases

There were no finance leases recognised at 31 March 2023 (none in 2021/22) and there are currently no future obligations under finance leases.

Council as Lessor

Operating Leases

Operating leases exist in respect of land and buildings and the Council received revenue of £9.139 million in 2022/23 (£8.939 million in 2021/22)

The Council was committed as at 31 March 2023 to receiving income of £472.566 million (£476.917 million as at 31 March 2022) under operating leases for Land & Buildings comprising the following elements:

31 March 2022 £000	Minimum Income	31 March 2023 £000
8,687	Not later than one year	8,162
28,467	Later than one year and not later than five years	28,592
439,763	Later than five years	436,780
476,917		473,534

Finance Leases

There were no finance leases recognised at 31 March 2023 (none in 2021/22).

Subject to the terms and conditions of individual lease arrangements, the Council may have contractual obligations to repair, maintain or enhance certain properties.

13. Pensions

Participation in Pension Schemes

As part of the terms and conditions of employment of its employees, the Council offers retirement benefits. Although these benefits will not actually be payable until employees retire, the Council has a commitment to make the payments and this commitment needs to be disclosed at the time that employees earn their future entitlement.

The Council participates in the following pension schemes which provide members with benefits related to pay and service:

- Teachers' Pension Scheme
- Local Government Pension Scheme
- Cardiff City Transport Services Pension Schemes

13.1 Teachers' Pension Scheme

Unless they opt out, teachers employed by the Council are members of the Teachers' Pension Scheme, administered by the Teacher's Pension Agency on behalf of the Department for Education. It is a defined benefit scheme and although it is unfunded, it is a notional fund as a basis for calculating the employer's contribution rate. However, it is not possible for the Council to identify its share of the underlying liabilities of the scheme attributable to its own employees and so for the purposes of the Statement of Accounts it is accounted for on the same basis as a defined contribution scheme, i.e. the cost charged to Net Cost of Services in the year is the cost of the Council's contributions to the scheme.

In 2022/23 the Council paid £33.870 million in respect of teachers' pension costs, which represents 23.7% of teachers' pensionable pay for 2022/23 (£32.252 million representing 23.7% of teachers' pensionable pay for 2021/22). In addition, the Council is responsible for the costs of any additional benefits awarded on early retirement outside of the Teachers' scheme. These benefits are fully accrued in the pension's liability for unfunded liabilities.

13.2 Local Government Pension Scheme

The Council's non-teaching employees are automatically enrolled unless they choose to opt out of joining the Cardiff and Vale of Glamorgan Pension Fund (The Fund), for which the Council acts as Administering Authority. This is a defined benefit scheme based on career-average pensionable salary. Both the Council and the employees pay contributions into the Fund, calculated at a level intended to balance its liabilities and assets.

The Local Government Pension Scheme is a funded scheme i.e. it has assets as well as liabilities. In addition, the Council has unfunded pension liabilities in respect of its commitment to make payments directly to certain pensioners arising from arrangements made in earlier years to award enhanced benefits.

The disclosures below relate to the Fund and, where applicable, certain unfunded benefits provided by the Employer as referred to above.

During 2020/21 the Council entered into a Deed of Agreement which confirms the subsumption of the Cardiff City Transport Services Ltd Local Government Pension Scheme (LGPS) liabilities as originally intended on the creation of the Company in 1986.

Transactions relating to retirement benefits

The core financial statements have been compiled in accordance with International Accounting Standards 19 – Employee Benefits (IAS 19) and for the Local Government Pension Scheme, include the cost to the Council of pension entitlements earned in the year rather than the cost of contributions paid into the Fund. The cost of entitlements earned which is known as the Current Service Cost has been recognised in the Net Cost of Services in the Comprehensive Income and Expenditure Statement. However, the charge that is required to be made against Council Tax in respect of pensions is to be based on the amount payable to the pension fund during the year. To achieve this, IAS 19 costs are reversed out in the Movement in Reserves Statement and replaced with the employers' contribution payable during the year.

The following table sets out the requisite transactions for the LGPS that have been made by Cardiff Council in the Comprehensive Income and Expenditure Statement and Movement in Reserves Statement during the year.

2021/22				2022/23		
Funded scheme	Unfunded liabilities	Total		Funded scheme	Unfunded liabilities	Total
£000	£000	£000		£000	£000	£000
			Comprehensive Income and Expenditure Statement (CIES)			
			Net Cost of Services			
104,900	0	104,900	Current service cost	108,573	0	108,573
1,470	0	1,470	Past service costs	1,130	0	1,130
			Financing & investment income and expenditure			
21,260	910	22,170	Interest on net defined benefit liability/(asset)	21,320	980	22,300
127,630	910	128,540	Net charge to CIES	131,023	980	132,003
			Remeasurement of the net defined liability comprising			
(124,670)	0	(124,670)	Returns on plan assets excluding amounts included in net interest	63,503	0	63,503
(160,590)	(1,210)	(161,800)	Actuarial (gains)/losses arising from changes in financial assumptions	(926,800)	(5,780)	(932,580)
(24,350)	(560)	(24,910)	Actuarial (gains)/losses arising from changes in demographic assumptions	(5,200)	(650)	(5,850)
7,570	(3,210)	4,360	Other experience and Actuarial adjustments	145,267	3,290	148,557
(302,040)	(4,980)	(307,020)	Total remeasurements recognised in Other Comprehensive Income	(723,230)	(3,140)	(726,370)
(174,410)	(4,070)	(178,480)	Total charged to CIES	(592,207)	(2,160)	(594,367)

2021/22				2022/23		
Funded scheme £000	Unfunded liabilities £000	Total £000		Funded scheme £000	Unfunded liabilities £000	Total £000
			Movement in Reserves Statement			
(127,630)	(910)	(128,540)	Reversal of net charges made for retirement benefits in accordance with IAS19	(131,023)	(980)	(132,003)
			Actual amount charged against Council Tax in respect of pensions for the year			
45,850	0	45,850	Employers contributions payable to the scheme	50,353	0	50,353
0	2,790	2,790	Payments in respect of unfunded pensions liabilities *	0	2,830	2,830
45,850	2,790	48,640	Total	50,353	2,830	53,183

* Included in this figure are enhanced benefits awarded to teachers for which the Council is responsible and some unfunded liabilities which are administered by Rhondda Cynon Taf (RCT) Council on behalf of the Council.

The net pension liability reported in the accounts includes a potential liability related to the McCloud judgement. The approach to this element of the valuation by the Pension Fund actuary, Aon, is consistent with the recommended approach.

Reconciliation of Funded Status to Balance Sheet

31 March 2022				31 March 2023		
Funded scheme £000	Unfunded liabilities £000	Total £000		Funded scheme £000	Unfunded liabilities £000	Total £000
(2,476,000)	(44,720)	(2,520,720)	Opening present value of liabilities	(2,412,110)	(37,860)	(2,449,970)
(104,900)	0	(104,900)	Current service cost	(108,573)	0	(108,573)
(51,540)	(910)	(52,450)	Interest cost	(64,520)	(980)	(65,500)
(13,410)	0	(13,410)	Contributions by participants	(15,030)	0	(15,030)
177,330	4,980	182,310	Remeasurements in Other Comprehensive Income (OCI)	786,733	3,140	789,873
57,880	2,790	60,670	Net benefits paid out *	61,550	2,830	64,380
(1,470)	0	(1,470)	Past service cost	(1,130)	0	(1,130)
(2,412,110)	(37,860)	(2,449,970)	Closing present value of liabilities	(1,753,080)	(32,870)	(1,785,950)
1,440,850	0	1,440,850	Opening fair value of assets	1,597,220	0	1,597,220
30,280	0	30,280	Interest income	43,200	0	43,200
124,710	0	124,710	Remeasurement gains/(losses)	(63,503)	0	(63,503)
45,850	2,790	48,640	Contributions by employer	50,353	2,830	53,183
13,410	0	13,410	Contributions by participants	15,030	0	15,030
(57,880)	(2,790)	(60,670)	Net benefits paid out *	(61,550)	(2,830)	(64,380)
1,597,220	0	1,597,220	Closing fair value of assets	1,580,750	0	1,580,750
(814,890)	(37,860)	(852,750)	Net pension asset/(liability)	(172,330)	(32,870)	(205,200)

*The figures for net benefits paid out consists of net cash-flow out of the Fund in respect of the employer, excluding contributions and any death in service lump sums paid, and including an approximate allowance for the expected cost of death in service lump sums.

It is important to note that this is a snapshot of the position as at 31 March 2023. The Pension Fund is a defined benefit scheme, which means that members' benefits are not linked to stock market performance. The Pension Fund is a long-term investor and members can be assured that contributions are reviewed as part of the triennial valuation.

There has been a significant decrease in the pension liability at 31 March 2023 as compared to the previous year. This is primarily due to the change in interest rates which impacts the discount rate used in the actuarial assumptions as shown in the table below which sets out the basis for estimating assets and liabilities.

Contributions for year ending 31 March 2024

Local Government Scheme - employer's regular contributions to the Fund for the accounting period ending 31 March 2024 are estimated to be £50.550 million. Additional contributions may also become due in respect of any employer discretions to enhance members' benefits in the Fund over the next accounting period.

Unfunded liabilities - in the accounting period ending 31 March 2024 the Council expects to pay £3.261 million directly to beneficiaries.

Basis for estimating assets and liabilities

The LGPS principal assumptions used by the independent qualified actuaries in updating the full March 2022 valuation figures as at 31 March 2023, for IAS19 purposes, are shown in the following table:

31 March 2022	Assumptions	31 March 2023
	Longevity at 45 for current pensioners (years)	
23.2	Men	23.2
26.0	Women	25.8
	Longevity at 65 for current pensioners (years)	
22.1	Men	22.6
24.6	Women	24.7
	Rates	
3.0%	Rate of inflation - Consumer Price Index (CPI)	2.7%
4.0%	Rate of general increase in salaries	3.7%
3.0%	Rate of increase to pensions in payment	2.7%
3.0%	Rate of increase to deferred pensions	2.7%
2.7%	Discount rate for scheme liabilities	4.7%

Asset Allocation

The approximate split of assets for the Fund as a whole is shown in the following table. The asset allocation in the fund is notional and the assets are assumed to be invested in line with the investments of the Fund set out below for the purposes of calculating the return to be applied to those notional assets.

The Council does not invest in property or assets related to itself. However, it is possible that assets may be invested in shares relating to some of the private sector employers participating in the Fund if it forms part of the balanced investment strategy.

31 March 2022				31 March 2023		
Quoted %	Unquoted %	Total %	Assets	Quoted %	Unquoted %	Total %
63.8	3.7	67.5	Equities	63.4	4.5	67.9
6.9	0.0	6.9	Property	7.2	0.0	7.2
9.2	0.0	9.2	Government Bonds	8.8	0.0	8.8
8.4	0.0	8.4	Corporate Bonds	7.6	0.0	7.6
5.7	0.0	5.7	Multi Asset Credit	5.3	0.0	5.3
2.3	0.0	2.3	Cash	3.2	0.0	3.2
96.3	3.7	100.0	Total	95.5	4.5	100.0

History of Asset Values, Present Value of Liabilities and Surplus/(Deficit)

	31 March 2019	31 March 2020	31 March 2021	31 March 2022	31 March 2023
	£000	£000	£000	£000	£000
Fair value of assets	1,317,980	1,183,130	1,440,850	1,597,220	1,580,750
Present value of funded liabilities	(1,931,978)	(1,974,720)	(2,476,000)	(2,412,110)	(1,753,080)
Present value of unfunded liabilities	(48,720)	(44,120)	(44,720)	(37,860)	(32,870)
Surplus/(deficit)	(662,718)	(835,710)	(1,079,870)	(852,750)	(205,200)

Sensitivity Analysis of Present Value of Funded Liabilities

Results of sensitivity are shown below, in each case, only the assumption mentioned is altered and all other assumptions remain the same. The sensitivity of unfunded benefits is not included on materiality grounds.

Funded defined benefit obligation £205,200,000	+0.1% p.a		-0.1% p.a	
Change in assumptions on present value of the funded defined benefit obligations	£000	% Increase / Decrease to Defined Benefit Obligation		£000
Adjustment to discount rate	1,723,280	-1.7%	1.7%	1,782,880
Adjustment to salary increase rate	1,756,590	0.2%	-0.2%	1,749,570
Adjustment to pension increase rate	1,779,380	1.5%	-1.5%	1,726,780
	-1 year		1 year	
Adjustment to mortality rate	1,800,410	2.7%	-2.7%	1,705,750

13.3 Cardiff Bus Pension Schemes

In March 2021 the Council entered into a Flexible Apportionment Arrangement (FAA) in respect of the Cardiff City Transport Services Limited (Cardiff Bus) Pension Scheme. Under this arrangement, the company ceased to be the employer of the scheme and the Council became the Scheme's principal employer and the sole statutory employer of the scheme. The scheme relates to two defined benefit funded pension schemes

administered by Trustees under a Deed and closed to any new entrants and future accrual. Assets held are invested in third party professionally managed funds. The level of contributions made to the schemes and the cost of contributions included in the financial statements are based on the recommendations of independent actuaries and will be updated as part of the next triennial valuation as at 31 March 2024. The transfer also includes a defined contribution scheme which carries a guaranteed minimum return for its members, which is also closed to new members.

Reconciliation of Funded Status to Balance Sheet

31 March 2022 £000	Cardiff Bus Defined Contribution Pension Scheme	31 March 2023 £000
(13,138)	Opening present value of liabilities	(12,980)
(242)	Interest cost	(342)
(468)	Remeasurement (gains)/losses	4,768
868	Net benefits paid out	363
(12,980)	Closing present value of liabilities	(8,191)
11,891	Opening fair value of assets	10,925
218	Interest income	286
(316)	Remeasurement gains/(losses)	(3,204)
(868)	Net benefits paid out	(363)
10,925	Closing fair value of assets	7,644
(2,055)	Net pension asset/(liability)	(547)

31 March 2022 £000	Cardiff Bus Defined Benefit Pension Scheme	31 March 2023 £000
(40,045)	Opening present value of liabilities	(38,142)
(751)	Interest cost	(1,012)
1,596	Remeasurement (gains)/losses	10,310
1,058	Net benefits paid out	1,323
(38,142)	Closing present value of liabilities	(27,521)
40,694	Opening fair value of assets	39,942
765	Interest income	1,064
(459)	Remeasurement gains/(losses)	(12,224)
(1,058)	Net benefits paid out	(1,323)
39,942	Closing fair value of assets	27,459
1,800	Net pension asset/(liability)	(62)

31 March 2022 %	Cardiff Bus Defined Benefit Pension Scheme Assets	31 March 2023 %
0.0	Equities	19.7
24.3	Diversified Growth Funds	19.5
21.7	Cash & Liability Driven Investments	12.4
54.0	Bonds	48.4
100.0	Total	100.0

14. Non-Current Assets

Property, Plant and Equipment	Council Dwellings	Other Land & Buildings	Vehicles, Plant & Equipment	Community Assets	Surplus Assets	P, P & E under construction	Total Property, Plant & Equipment
Movements in Cost or Values	£000	£000	£000	£000	£000	£000	£000
1 April 2021	630,782	851,257	49,430	19,897	74,686	66,854	1,692,906
Additions	28,529	27,589	16,678	727	8,928	56,727	139,178
Revaluations Increases/(Decreases) recognised in the RR*	11,734	4,629	0	0	(839)	0	15,524
Revaluations Increases/(Decreases) recognised in the SDPS**	(30,337)	(50,081)	0	(96)	(5,459)	0	(85,973)
Impairment Losses/Reversals to RR	0	(541)	0	0	(40)	0	(581)
Impairment Losses/Reversals to SDPS	600	(1,374)	0	0	(560)	(36)	(1,370)
Derecognition - Disposals	0	(781)	(3,451)	0	0	(36)	(4,268)
Reclassified (to)/from Held for Sale	0	0	0	0	395	0	395
Other Reclassifications - Transfers	12,292	6,592	2,280	3,048	(803)	(34,289)	(10,880)
31 March 2022	653,600	837,290	64,937	23,576	76,308	89,220	1,744,931
Additions	30,458	28,746	7,244	1,704	240	86,794	155,186
Revaluations Increases/(Decreases) recognised in the RR	846	3,584	0	0	377	0	4,807
Revaluations Increases/(Decreases) recognised in the SDPS	0	(8,146)	0	0	(660)	0	(8,806)
Impairment Losses/Reversals to RR	0	(112)	0	0	0	0	(112)
Impairment Losses/Reversals to SDPS	(1,362)	(17,011)	0	0	(3,786)	(13)	(22,172)
Derecognition - Disposals	0	(1)	(5,248)	0	(3,450)	(13)	(8,712)
Reclassified (to)/from Held for Sale	0	0	0	0	(4,000)	0	(4,000)
Other Reclassifications - Transfers	15,276	(784)	636	168	1,743	(20,417)	(3,378)
31 March 2023	698,818	843,566	67,569	25,448	66,772	155,571	1,857,744
Movements in Depreciation/Impairment							
1 April 2021	9,325	50,112	20,962	0	0	0	80,399
Depreciation Charge	9,534	22,841	8,317	0	0	0	40,692
Depreciation written out on Impairment	0	0	0	0	0	0	0
Depreciation written out to the RR	0	(17,093)	0	0	0	0	(17,093)
Depreciation written out to the SDPS	(9,324)	(32,939)	0	0	0	0	(42,263)
Derecognition - Disposals	0	(781)	(3,440)	0	0	(36)	(4,257)
Reclassifications - Transfers	600	0	0	0	(600)	0	0
31 March 2022	10,135	22,140	25,839	0	(600)	(36)	57,478
Depreciation Charge	10,439	25,754	8,646	0	0		44,839
Depreciation written out on Impairment	0	0	0	0	0	0	0
Depreciation written out to the RR	0	(5,603)	0	0	(21)	0	(5,624)
Depreciation written out to the SDPS	0	(12,674)	0	0	0	0	(12,674)
Derecognition - Disposals	0	(1)	(5,248)	0	(3,450)	(13)	(8,712)
Reclassifications - Transfers	0	(24)	0	0	24	0	0
31 March 2023	20,574	29,592	29,237	0	(4,047)	(49)	75,307
Net Book Value							
At 31 March 2022	643,465	815,150	39,098	23,576	76,908	89,256	1,687,453
At 31 March 2023	678,244	813,974	38,332	25,448	70,819	155,620	1,782,437

*RR Revaluation Reserve

**SDPS Surplus or Deficit on Provision of Services

2021/22	Net Book Value	2022/23
304,749	Infrastructure Assets	310,542
1,687,453	Other PPE Assets	1,782,437
1,992,202	Total PPE Assets	2,092,979

In accordance with the Temporary Relief offered by the update to the Code on infrastructure assets this note does not include disclosure of gross cost and accumulated depreciation for infrastructure assets because historical reporting practices and resultant information deficits mean that this would not faithfully represent the asset position to the users of the financial statements.

As detailed in the revised guidance applicable to all authorities, the authority has chosen not to disclose this information as the previously reported practices and resultant information deficits mean that gross cost and accumulated depreciation are not measured accurately and would not provide the basis for the users of the financial statements to take economic or other decisions relating to infrastructure assets.

The authority has determined in accordance with Regulation 24L Wales of the Local Authorities (Capital Finance and Accounting) (Wales) Regulations 2003 (as amended) that the carrying amounts to be derecognised for infrastructure assets when there is replacement expenditure, is nil.

The Infrastructure Assets Net Book Value is as follows:

2021/22 £000		2022/23 £000
285,682	Net Book Value at 1 April	304,749
33,063	Additions	27,637
(22,701)	Depreciation	(23,614)
8,705	Other movements in cost (Reclassification)	1,770
304,749	Net Book Value at 31 March	310,542

Heritage Assets

2021/22 £000		2022/23 £000
58,682	Balance at 1 April	58,849
167	Additions	219
0	Revaluation increases/(decreases) to RR	8,887
58,849	Balance at 31 March	67,955

The Council has tangible heritage assets which consist mainly of the following three categories: -

- public art
- scheduled ancient monuments for which it is responsible
- paintings, artefacts and civic regalia and antiquarian books

The notes below indicate the treatment of each of the above three categories in these accounts.

Public art - there are over 100 pieces of public art owned by the Council across the city, including freestanding artworks and significant pieces integrated into the design of buildings. These assets are not identified or valued separately in the Council's Balance Sheet as conventional valuation approaches lack sufficient reliability. In addition, the costs of obtaining valuations for these items would be disproportionate to the benefits. Details of these assets are held within the Cardiff Public Art Register, which is available on the Council's internet site <http://www.cardiff.gov.uk/citydesign>.

Scheduled ancient monuments - the Council is responsible or part responsible for 20 of the 31 scheduled ancient monuments in the city. These are required to be protected for their contribution to knowledge and culture and include prehistoric burial sites and mounds, castles and forts, religious sites, defence structures as well as other sites of industrial significance. Unless expenditure has been incurred on these assets previously, these sites are not included in the Council's accounts at historic cost or value. Given the unique and often diverse nature of these assets, conventional valuation approaches lack sufficient reliability and the costs of obtaining valuations for these items would be disproportionate to the benefits. Details of these monuments are held within the scheduled ancient monuments in Cardiff information leaflet which is available on <http://www.cardiff.gov.uk/conservation>.

Paintings, artefacts, civic regalia and antiquarian books - the Council has a collection of paintings, artefacts, civic regalia and antiquarian books much of which is related to local interest. The main items in terms of number and value are collections are at Cardiff Castle reflecting its historic significance and interpretation for visitors. Other items held at public buildings have been accumulated over a number of years. Paintings, artifacts and Civic regalia are included in the balance sheet at £42.379 million and were valued by Mr. A.N. Schoon, Antiques and Fine Art Valuer in 2022/23. Antiquarian books were valued for the first time for inclusion in the Accounts, by Bernard Quaritch Ltd. at £9.101 million in 2022/23.

Council policy on acquisitions, disposals, care and conservation - where resources allow, the Council will seek to create, acquire and preserve heritage resources for the benefits of its citizens in partnership with other public and private sector bodies using grant and other funding opportunities. Acquisitions are rare, although public art is often commissioned as part of regeneration schemes.

For assets held at the castle, acquisition, disposal and care is undertaken in accordance with the museum accreditation scheme. The statutory requirements placed upon the owners of scheduled ancient monuments are likely to make the disposal of assets within Council ownership unviable. Before any work, alteration or controlled archaeological excavations are undertaken, consent is obtained from the Welsh Government.

Investment Properties

The following table summarises the movement in the fair value of investment properties over the year:

2021/22 £000		2022/23 £000
156,238	Balance at 1 April	150,718
17,180	Additions	20,033
(12)	Impairment	0
(50)	Disposals	(2,150)
0	Reclassified (to)/from Held for Sale	0
2,175	Other Reclassifications	1,397
0	Revaluation increases/(decreases) to RR*	0
(24,813)	Revaluation increases/(decreases) to SDPS**	(2,438)
150,718	Balance at 31 March	167,560

* Revaluation Reserve ** Surplus/Deficit on Provision of Services

The following items have been accounted for within Financing and Investment in the Comprehensive Income and Expenditure Statement:

2021/22 £000		2022/23 £000
(10,318)	Rental income from investment property	(12,066)
3,273	Direct operating expenses arising from investment property	4,128
(7,045)	(Surplus)/Deficit on Investment Properties	(7,938)

Intangible Assets

Movements in intangible assets during 2022/23 are summarised as follows:

2021/22 £000		2022/23 £000
	Cost or Valuation	
4,418	Balance at 1 April	4,740
352	Additions	359
0	Reclassifications -Transfers	209
(30)	Derecognition - Disposals	(2,134)
4,740	Balance at 31 March	3,174
	Amortisation	
2,707	Balance at 1 April	3,605
928	Amortisation	604
(30)	Derecognition - Disposals	(2,133)
3,605	Balance at 31 March	2,076
	Net Book Value:	
1,135	Balance at 31 March	1,098

Capital Expenditure and Capital Financing

Capital expenditure incurred in the year is shown in the following table, together with the resources that have been used to finance it. Where capital expenditure is to be financed in future years by borrowing, it results in an increase in the Capital Financing Requirement (CFR), a measure of the capital expenditure incurred historically by the Council that has yet to be paid for. Prudent provision for the repayment of external borrowing reduces the CFR.

2021/22 £000		2022/23 £000
858,757	Opening Capital Financing Requirement*	885,949
	Capital Expenditure:	
172,241	Property, Plant and Equipment incl Infrastructure Assets	182,823
167	Heritage Assets	219
137	Assets Held for Sale	0
17,180	Investment Properties	20,033
352	Intangible Assets	359
7,751	Loans/Equity	449
19,306	Expenditure on REFCUS	25,303
	Sources of Finance:	
(3,781)	Capital Receipts	(10,378)
(136,674)	Government grants and other contributions	(131,009)
0	City Deal additional funding	(2,600)
(3,940)	Direct revenue contributions and reserves	(3,995)
(45,547)	Prudent revenue and capital provision for loan repayment	(40,825)
0	Amendment for previous manual adjustments**	10,688
885,949	Closing Capital Financing Requirement*	937,016
	Explanation of movements in year:	
0	Amendment for previous manual adjustments**	10,688
2,437	Increase/(Decrease) in underlying need to borrow (supported by government financial assistance)	2,414
24,755	Increase/(Decrease) in underlying need to borrow (unsupported by government financial assistance)	37,966
27,192	Increase in Capital Financing Requirement	51,068

*This includes a notional amount in respect of Landfill provision of 2022/23 £15.309 million and 2021/22 £16.329 million for landfill restoration and after care. Where future cost estimates are reviewed, this results in either an increase or decrease in the provision.

**adjustment to reverse historic manual adjustments to the CFR note that should not have had an impact on the Council's CFR balance. This includes adjustments made re CCRCD and notional VAT transactions. The correcting amendments align this disclosure note to the balance of the CFR as calculated in accordance with the balance sheet.

Prudent Revenue Provision

The Council is required to set aside annually from its revenue budget, a prudent amount for the repayment of borrowing historically undertaken to pay for capital expenditure. The amount is set having regard to Welsh Government Guidance and a policy agreed by Council as part of its budget proposals each year. This amount reduces the Council's underlying need to borrow, the Capital Financing Requirement (CFR).

Depreciation, impairment charges and finance lease charges included in the Comprehensive Income and Expenditure Statement are accounting charges. These are reversed and replaced by the prudent revenue provision via an appropriation to/from the Capital Adjustment Account in the Movement in Reserves Statement.

2021/22		2022/23
£000		£000
31,523	Council Fund provision	27,928
13,015	Housing Revenue Account provision	12,566
44,538	Prudent revenue provision	40,494

Revenue Expenditure funded from Capital under Statute (REFCUS)

The following revenue amounts were treated as capital expenditure to be paid for from capital resources. The table includes expenditure on items that do not result in the creation or enhancement of an asset for the Council or where specific approval has been received from Welsh Government to treat such expenditure as capital expenditure and meet from capital resources.

2021/22		2022/23
£000		£000
	Expenditure:	
5,117	Housing Improvement Grants	6,303
9,837	Buildings not owned by Cardiff Council	8,836
4,352	Grants awarded (not Housing Grants)	3,683
0	Repayment of Grant	6,481
19,306	Charged to Income and Expenditure Statement	25,303
	Funded by:	
(16,613)	Grants and Contributions	(16,896)
(2,693)	Borrowing, Receipts and other Capital Resources	(8,407)
(19,306)		(25,303)

Significant Capital Expenditure contractual commitments

At 31 March 2023, the significant capital expenditure commitments scheduled for completion in 2022/23 and future years is shown below (£117.758 million 2021/22):

Capital Scheme	£000
Fairwater Campus Enabling Works	22,747
New Build Housing - Bute Street Community Living	14,460
New Build Housing - Leckwith Road Community Living	13,300
Moorland Primary School	5,977
Arena Pre-Contract Service Agreement	5,000
Cardiff Living Housing - Eastern High	4,804
Fitzalan High School	4,704
Cardiff Living Housing - Brookfield Drive	4,498
City Centre East Transport & Canal Public Realm Works	3,429

Capital Scheme	£000
Pentyrch Primary School Extension and Nursery	2,646
New Build Housing - Iorwerth Jones Centre	2,445
Lydstep Flats Recladding	1,840
Allensbank Roof Replacement Scheme	1,749
Gladstone Primary School Roof Replacement Scheme	1,329
Transport Interchange South Entrance Highway Scheme	1,205
Oak House Refurbishment	1,045
Fairwater Campus Professional Services	815
New Build Housing - Wakehurst Place	765
LED Residential Street Lighting	607
County Hall Alarm Receiving Centre (ARC) and Telecare	593
A4119 Bus Corridor Improvements	579
Cardiff Living Housing - Howardian	535
Total	95,072

15. Financial Instruments

Financial Instrument Balances

The following categories of Financial Instruments (Assets and Liabilities) are included in the Balance Sheet. They arise as a result of the Council's Treasury Management activities as well as Financial Instruments issued to further service objectives. Further detail, and where applicable and material, a Fair value is shown in the sections below, including the method of determining fair value in accordance with accounting policies for Financial Assets and Liabilities, and consideration of the business model for holding investments. Creditors are shown separately in the respective notes rather than as financial instruments:

31 March 2022				31 March 2023		
Long Term	Short Term	Total		Long Term	Short Term	Total
£000	£000	£000		£000	£000	£000
			Financial assets at amortised cost:			
0	210,012	210,012	Investments - Principal	0	96,736	96,736
0	93	93	Investments - Accrued Interest	0	512	512
0	23,718	23,718	Cash & Cash Equivalents	0	56,514	56,514
0	33	33	Cash & Cash Equivalents - Accrued Interest	0	80	80
0	233,856	233,856	Total Investments at Amortised Cost Included in Investments	0	153,842	153,842
24,749	0	24,749	Total Investments at Fair Value through Other Comprehensive Income	27,596	0	27,596
2,103	449	2,552	Loans	1,336	1,339	2,675
8,803	183,851	192,654	Other Debtors	10,436	186,467	196,903
10,906	184,300	195,206	Total Debtors	11,772	187,806	199,578
35,655	418,156	453,811	Total Financial Assets	39,368	341,648	381,016
			Financial liabilities at amortised cost:			

31 March 2022				31 March 2023		
Long Term	Short Term	Total		Long Term	Short Term	Total
£000	£000	£000		£000	£000	£000
(832,819)	(22,802)	(855,621)	Loans - Principal	(850,737)	(4,419)	(855,156)
0	(8,509)	(8,509)	Loans - Accrued Interest	0	(8,431)	(8,431)
(832,819)	(31,311)	(864,130)	Total Borrowings	(850,737)	(12,850)	(863,587)

Investments at amortised cost include:

- temporary investments deposited for various maturities with financial institutions. The fair value is deemed to be the carrying value (Level 2).

Investments at Fair Value through Other Comprehensive Income include:

- the Council's 100% shareholding in Cardiff City Transport Services Limited. The Council's shareholding is not listed on any quoted market, however accounting rules require a fair value to be estimated. The valuation estimate is based on the net worth of the company as per its draft set of financial accounts (Level 3). The valuation can fluctuate dependent on the company's performance, technical accounting adjustments and economic climate and so any accounting valuation should be used with caution. Any change in value is offset by a corresponding movement to the 'Financial Instruments Revaluation Reserve'; hence there is no impact on Council Tax payable. During 2021/22, the Board of Cardiff Bus authorised the issue of additional shares and the Council agreed the acquisition of these shares at a value of £6.6 million as part of the implementation of a financial support package. No further shares have been issued during 2022/23. The fair value of the investment at 31 March 2023 is estimated to be £25.451 million (£24.046 million in 2021/22)
- various minority equity holdings in companies are included either at cost or at quoted prices where available.

The above are held or acquired for Council policy purposes and have been elected to be accounted for as Fair Value through Other Comprehensive Income.

Debtors include:

- loans to small to medium enterprises including those for town centre regeneration and car loans to eligible Council staff
- grants, income due from service users, partners, deferred capital receipts to be received and offset by an impairment for credit losses where applicable.

Liabilities at Amortised Cost include:

- external borrowing undertaken to fund capital expenditure and short term cash flow requirements. It includes Lender Option Borrower Option Loans (LOBO) which allow the lender to change the rate of interest at specified periods, allowing the Council to either accept the new rate or repay the loan before the contractual maturity date. The date of maturity for such instruments is assumed to be the contractual period to maturity rather than the next date that the lender could request a change in the rate. Where possible and viable, opportunities for early repayment are considered. The carrying

amounts below also include accrued interest payable at 31 March 2023 Interest payable for 2022/23 is £8.431 million (£8.509 million in 2021/22).

31 March 2022			Valuation Method - Level	31 March 2023	
Carrying amount £000	Fair value £000			Carrying amount £000	Fair value £000
(770,882)	(983,511)	Public Works Loan Board Loans (PWLB)	Level 2	(767,521)	(715,282)
(51,632)	(70,297)	Lender Option Borrower Option	Level 2	(51,637)	(46,624)
(23,281)	(17,828)	Welsh Government	Level 2	(44,399)	(32,594)
(18,335)	(18,316)	Local Authorities and other loans	Level 2	(30)	(30)
(864,130)	(1,089,952)	Financial Liabilities		(863,587)	(794,530)

The fair value of borrowing and financial liabilities is less than the carrying amount because the Council's portfolio of loans includes a number of fixed rate loans where the interest rate payable is lower than the rates available for similar loans at the Balance Sheet date.

Fair value calculations use the following assumptions:

- for PWLB debt, the transfer or fair value shown in the table is based on new borrowing rates from the PWLB for equivalent loans at 31 March 2023. An exit price fair value of £816.065 million is also calculated using early repayment discount rates which are lower than equivalent loan rates. The Council has no contractual obligation to pay these penalty costs and would not incur any additional cost if the loans run to their planned maturity date
- for other market debt and investments, the discount rate used is the rate available for an instrument with the same terms from a comparable lender
- no early repayment or impairment is recognised.

Financial Instrument Gains/Losses

The following table shows the gains and losses recognised in the Comprehensive Income and Expenditure Statement in relation to Financial Instruments. It includes interest payable on borrowing, amounts receivable on investments, gains on disposal of investments and also movements from estimating changes in value of investments at fair value.

Financial Liabilities	Financial Assets				Financial Liabilities	Financial Assets		
	Measured at Amortised Cost	Amortised Cost	Investments at Fair Value through Other Comprehensive Income			Total	Measured at Amortised Cost	Amortised Cost
2021-22					2022-23			
£000					£000			
34,108	0	0	34,108	Interest Payable & Similar Charges	34,175	0	0	34,175
0	(381)	0	(381)	Interest and Investment Income	0	(3,332)	0	(3,332)
0	0	(98)	(98)	(Gain)/loss arising on Disposal/ Derecognition of Financial Assets	0	0	(63)	(63)
0	0	(3,382)	(3,382)	(Gain)/loss arising on Revaluation or Disposal of Financial Assets	0	0	(1,376)	(1,376)
34,108	(381)	(3,480)	30,247	Net (gain)/loss for the year	34,175	(3,332)	(1,439)	29,404

Nature and Extent of Risks arising from Financial Instruments

The Council's activities in relation to financial instruments whether for treasury management purposes or service objectives expose it to a variety of risks. In undertaking its treasury management activities, the overriding objective is to minimise the risk of adverse consequences or loss, whilst at the same time not unduly constraining investment returns or unnecessarily incurring interest costs. Given the nature of investments, a trade-off between security, liquidity and yield cannot be avoided i.e. there is risk of default. This risk is enhanced when loans to external organisations are provided for service delivery objectives and indicators of significant impairment are considered at the balance sheet date.

Treasury management risks include credit and counterparty, liquidity and refinancing, interest rate, market value, exchange rate, fraud and regulatory risk. The Council has Treasury Management Practices to address and mitigate these risks. It has adopted the CIPFA Treasury Management Code of Practice and sets indicators to control key financial instrument risks. Further details in relation to key risks are disclosed in the following sections where relevant.

Credit Risk

Risk that other parties may fail to pay amounts due to the Council. It arises from lending of temporary cash balances as part of the Council's Treasury Management activities, from sums owed by the Council's customers and from organisations to whom a loan has been provided.

An impairment for bad debt is made where there is deemed to be a risk of expected credit losses. The following table summarises the Council's main exposures to credit risk.

31 March 2022 £000	Likelihood of Default	31 March 2023 £000
	<p>Deposits are placed with banks and building societies that have Fitch minimum criteria of F1 (i.e. highest credit quality), local authorities or Debt Management Account Deposit Facility (DMADF). Lending is restricted to a maximum amount and duration for each financial institution, also taking into account the extent of public ownership and sovereign rating.</p> <p>A risk of non-recoverability applies to all of the Council's deposits, requiring rigorous monitoring of credit risk and credit criteria. The Council uses treasury management advisors who assist in this process. Using historic data adjusted for current financial market conditions and based on the level of counterparty exposure at 31 March 2023, the expected credit loss calculated on a historic risk of default basis is 0.004% or £3,139. This is minimal, so no provision for expected credit loss is recognised.</p> <p>The value of deposits will fluctuate daily as a result of the timing of many transactions. The decrease of £76.955 million from 31 March 2022 is primarily as a result of lower working capital. There are also capital expenditure outflows in the year to be paid for by borrowing in future years of £55 million.</p>	
233,856	Deposits- Banks, Building Societies, Local Authorities, DMADF	153,842
	Repayments are recovered directly from employees pay and indemnity insurance is a condition of the loan. Default experience is minimal.	
282	Car Loans	198
	Includes loans to SME's and Town Centre regeneration. Where there is deemed to be a risk of non-repayment a provision for impairment is considered.	
2,269	Loans to External bodies	2,478
	<p>The Council does not generally allow credit for customers and provision is made for non-payment based on the age profile of outstanding debt, adjusted for large invoices known to have been settled after the balance sheet date and any other material factors that could affect the sum collectable. Other debt such as grant income due from government bodies and year-end accruals of income is considered to be 100% collectable and impairment for non-payment is not considered necessary. The impairment for bad debt in 2022/23 was based on the adjusted age profile disclosed as following:</p>	
17,123	Less than one year	27,119
1,456	1-2 years	1,724
614	2-3 years	788
337	3-4 years	467
166	4-5 years	336
497	Over 5 years	533
20,193	Customers	30,967
256,600	Total	187,485

Liquidity and Refinancing Risk

This is the possibility that the Council may not have funds available to make payments or may have to refinance a financial liability at disadvantageous interest rates or terms. The Council has ready access to funds from the financial markets and Public Works Loan Board in order to raise finance. Within its Treasury Management Strategy, limits are set on the proportion of its fixed rate loans maturing during specified periods. The amounts of fixed rate debt maturing in any period are disclosed in the following table:

31 March 2022 £000	Loans Outstanding	31 March 2023 £000
763,077	Public Works Loans Board	759,727
51,000	Market Lender Option Borrower Option (LOBO)	51,000
23,281	Welsh Government	44,399
18,263	Local Authorities and other loans	30
855,621	Total	855,156
22,803	Under 12 months	4,419
0	CCRCD	17
4,459	12 months and within 24 months	4,358
18,187	24 months and within 5 years	29,550
76,638	5 years and within 10 years	100,365
174,522	10 years and within 20 years	174,434
176,800	20 years and within 30 years	182,800
217,888	30 years and within 40 years	214,213
159,324	40 years and within 50 years	140,000
5,000	50 years and within 60 years	5,000
855,621	Total	855,156

Currently, £24 million of the LOBO loans are subject to the lender having the right to change the rate of interest payable during the next financial year. The Council has the right to refuse the change, triggering early repayment and the need to re-finance. Details are shown in the following table:

£m	Potential Repayment Date	Option Frequency	Full Term Maturity
6	22/05/2023	6 months	21/11/2041
6	22/05/2023	6 months	21/11/2041
6	22/05/2023	6 months	23/05/2067
6	01/09/2023	6 months	23/05/2067
22	21/11/2025	5 years	23/11/2065
5	17/01/2028	5 years	17/01/2078

Interest Rate Risk

The possibility that financial loss might arise for the Council as a result of changes in interest rates. The main impacts of interest rate movements are set out below:

Variable affected by interest rate fluctuations	Impact of Variation	Actions to mitigate interest rate risk
Interest earned on variable rate investments	Interest rate rises will increase income credited to the Comprehensive Income and Expenditure Statement, while reductions may result in less income than budgeted.	Production and Council approval of a Treasury Management Strategy at the start of each financial year with a spread of maturity profiles for investments.
Interest paid on variable rate borrowings	If interest rates rise, lenders may exercise options to increase rates in a Lender Option Borrower Option loan potentially increasing the interest expense charged to the Comprehensive Income and Expenditure Statement, should the Council accept the higher rate.	Interest rate forecasts based on advice from treasury management advisors are built into the budget and monitored regularly throughout the year. The Council's borrowing is primarily at fixed, rather than variable, interest rates.
Fair value of fixed rate financial assets	Interest rate rises will have no material effect on fair value, as the current periods of such assets are very short term, hence fair value is not disclosed.	By borrowing and investing fixed rate, the Council aims to minimise the revenue impact of interest fluctuations to provide stability for planning purposes. Council borrowing is primarily at fixed rather than variable rates.
Fair value of fixed rate financial liabilities	Fair value will fall if interest rates rise. This will not impact on the Comprehensive Income and Expenditure Statement or Balance Sheet values for the majority of assets held at amortised cost, but will impact on the disclosure note for fair value.	

To give an indication of the Council's sensitivity to interest rate change, the table below indicates the estimated impact on the Comprehensive Income and Expenditure Statement had interest rates during 2022/23 been on average 1% higher with all other variables held constant.

Interest Rate Risk Income and Expenditure Account	£000
Increase in interest payable on borrowings	94
Increase in interest receivable on investments	(1,188)
Impact on Income and Expenditure Account	(1,094)
Increase in interest transferred to other balances and accounts	372
Net (Income)/ Expenditure	(722)

The impact of a 1% fall in interest rates may not have exactly the opposite effect, since financial instruments with calls may not be exercised by the lender or borrower.

Changes in Fair Value	£000
Change in Fair Value of fixed rate investments	0
Change in Fair Value of fixed rate borrowings	(96,729)

Foreign exchange risk

The Council's exposure to loss arising from movements in exchange rates is minimal. Borrowing and investments are carried out only in sterling.

Price Risk

This is the possibility of the Council having financial gains or losses from movements in prices of financial instruments. Whilst the Council's approved Treasury Management policy allows investments in financial instruments such as bank certificates of deposit and Government bonds, the Council invests primarily in instruments where the sum returned on maturity is the same as the initial amount invested. For service investment purposes, the Council has equity holdings of £21,000 (£41,000 in 2021/22) which are quoted on a recognised stock exchange at 31 March 2023

The Council's 100% shareholding in Cardiff City Transport Services Ltd is not quoted on a recognised exchange and thus not subject to gains or losses from market price movements. A general shift of 5% in the fair value (positive or negative) would result in a £1.272 million gain or loss being recognised in the Movement in Reserves Statement in terms of valuations for accounts purposes only.

16. Assets Held for Sale

31 March 2022		31 March 2023
£000		£000
918	Balance at 1 April	0
137	Additions	0
(660)	De-recognition	0
0	Impairment	0
(395)	Reclassified to/(from) Held for Sale	4,000
0	Balance at 31 March	4,000

17. Short Term Debtors

31 March 2022		31 March 2023
£000		£000
108,295	Central Government Bodies	118,295
15,954	Other Local Authorities & NHS Bodies	17,310
60,051	Other Entities & Individuals including Public Corporations	52,201
184,300	Total Short-Term Debtors	187,806

18. Cash and Cash Equivalents

31 March 2022 £000		31 March 2023 £000
148	Cash	158
6,432	Bank (including cheque book schools and CCRCO)	(7,860)
17,171	Short-term deposit with banks & building societies	64,296
23,751	Total Cash and Cash Equivalents	56,594

19. Short Term Creditors

31 March 2022 £000		31 March 2023 £000
(55,691)	Central Government Bodies	(25,004)
(10,204)	Other Local Authorities & NHS Bodies	(14,584)
(109,950)	Other Entities & Individuals including Public Corporations	(99,349)
(175,845)	Total Short Term Creditors	(138,937)

20. Interests in Other Companies and Other Organisations

The Council has five wholly owned subsidiary companies. The interest in Cardiff City Transport Services Ltd is consolidated to form the Council's group accounts which are shown later in these Statements. The interests in the other four organisations are considered immaterial in terms of the turnover and the net assets of the group and have therefore been excluded from consolidation in 2022/23. The Council does not depend upon these four organisations for statutory service provision, and it is not considered that they expose the Council to a material level of commercial risk.

Cardiff City Transport Services Limited. (Cardiff Bus)

Company number 02001229 Incorporated 1986

Cardiff Bus was set up in accordance with the provisions of the Transport Act 1985 to operate the Council's municipal bus operation.

During the year, the company continued to address a number of challenges in common with the entire public transport industry. This included patronage below pre-covid levels impacting on income, fuel and wage increases, labour shortages and transport changes in the city. The Bus Emergency Grant Scheme support, which commenced during the pandemic, continued during 2022/23 and is expected to do so for a further year subject to Welsh Government confirmation of approach.

The Council agreed in October 2020 to implement a range measures to address risks to financial viability, allowing the company to implement a turnaround plan to build a more sustainable financial and operational future. The Council became the statutory employer of the Cardiff Bus Pension Scheme on 3 March 2021 and injected equity of £13.6 million between 2020/21 and 2021/22.

The company's audited accounts are summarised below:

31 March 2022 £000		31 March 2023 £000
(36,892)	Turnover and other income	(38,567)
32,811	Operating and other expenditure	36,798
(4,081)	Net (Profit)/Loss before Taxation	(1,769)
696	Taxation	374
(3,385)	(Profit)/Loss after Taxation	(1,395)

A summary of the company's financial position is as follows:

31 March 2022 £000		31 March 2023 £000
26,262	Bus and other operating assets	22,171
15,144	Current Assets	14,576
(6,460)	Less Current Liabilities	(3,307)
	Creditors: Amounts falling due after more than one year	
(10,900)	Provisions & Long term liabilities	(7,999)
24,046	Total Assets less Liabilities	25,441
	Represented by:	
18,218	Share Capital	18,218
1,957	Retained Earnings	3,374
3,871	Revaluation Reserve	3,849
24,046	Net Worth	25,441

During 2022/23 the Council made payments totaling £8.234 million to Cardiff City Transport Services Ltd (£17.408 million in 2021/22), of which £7.498 million related to concessionary fares payments (£9.617 million in 2021/22). The Council also received income of £782,000 (£1.850 million in 2021/22).

At year-end, there is a balance due to Cardiff City Transport Services Ltd of £26,000 (£58,000 at March 2022) and a balance due of £198,000 from Cardiff City Transport Services Ltd (£210,000 at March 2022).

The company's auditors are Kilsby Williams.

Cardiff Business Technology Centre Limited (CBTC)

Company number 02074331 Incorporated 1986

The company's principal activity is to promote and assist in the development of new and existing high technology and innovation companies through the provision of business/incubator premises with a high level of support services. It completed another successful year despite operational challenges of post pandemic recovery. Demand for space remained consistently strong, sustaining high levels of occupancy. The company continues to offer flexible terms to newly established tenants to ensure accelerated growth and a nurturing atmosphere from which they are able to establish commercially stronger businesses. The company's audited accounts are summarised below:

31 March 2022 £000		31 March 2023 £000
18	Net (Profit)/Loss before Taxation	74
(7)	Less: Taxation	(7)
11	(Profit)/Loss after Taxation	67

31 March 2022 £000		31 March 2023 £000
755	Total assets less current liabilities	680
(29)	Provision for taxation	(22)
0	Pension Liability	0
726	Total Assets less Liabilities	658
	Represented by:	
402	Retained Profit	364
0	Pension Reserve	0
324	Revaluation Reserve	294
726	Net Worth	658

During 2022/23 the Council made payments of £380,000 to CBTC (£284,000 in 2021/22) and received no income (£0 in 2021/22) from CBTC. At year end, there is no balance due to or from CBTC Limited. (£0 at 31 March 2022)

The company's auditors are Gerald Thomas.

Atebion Solutions Limited

Company number 10411758 Incorporated 2016

Atebion Solutions aims to deliver procurement and commercial services to the public sector. In addition to undertaking Atebion Solutions work the Council's Procurement Team are now delivering the procurement service for Monmouthshire, Torfaen and Vale of Glamorgan Councils and also managing 3 regional frameworks. In common with the wider public procurement sector, challenges of recruitment and employee retention are impacting on the capacity to take on additional work. In light of this, the Atebion Board and Shareholder Representative have agreed that Atebion Solutions should adopt Non trading status in 2023/24. The company has the financial assets to meet all financial liabilities in full.

The company's audited accounts are summarised below:

31 March 2022 £000		31 March 2023 £000
(16)	Net (Profit)/Loss before Taxation	8
3	Less: Taxation	(2)
(13)	(Profit)/Loss after Taxation	6

31 March 2022 £000		31 March 2023 £000
43	Total assets less current liabilities	31
(4)	Creditors: falling due after more than one year	0
39	Total Assets less Liabilities	31
	Represented by:	
39	Retained Profit	31
39	Net Worth	31

During 2022/23, the Council made no payments (£0 in 2021/22) to Atebion Solutions Ltd and received income of £32,000 (£79,000 in 2021/22) from Atebion Solutions Ltd. At year end, there is no balance due to Atebion Solutions Ltd (£0 at 31 March 2022) and a balance due of £23,000 from Atebion Solutions Ltd (£69,000 at 31 March 2022).

The company's auditors are Azets.

Cardiff Heat Network Limited

Company number 13199235 Incorporated 2021

Cardiff Heat Network aims to develop and then run a sustainable heat network across the city which will supply heat to buildings agreed to be connected to the network. A two-year period of construction works commenced in January 2022 in respect of the Phase 1 scope, with first live heat supplies expected to be delivered from early summer 2024. Negotiations continued to take place during the year with customers of the energy to ensure sufficient take up to allow the business case assumptions for the network to be met. These targets and assumptions continue to be reviewed.

The company's audited accounts are summarised below:

31 March 2022 £000		31 March 2023 £000
15	Net (Profit)/Loss before Taxation	26
0	Less: Taxation	0
15	(Profit)/Loss after Taxation	26

31 March 2022 £000		31 March 2023 £000
(15)	Total assets less current liabilities	(40)
0	Creditors: falling due after more than one year	0
(15)	Total Assets less Liabilities	(40)
	Represented by:	
(15)	Retained Profit	(40)
(15)	Net Worth	(40)

During 2022/23, the Council made grant payments of £4.178 million (£2.450 million in 2021/22) to Cardiff Heat Network Ltd and received £16,000 (£0 in 2021/22) from Cardiff Heat Network Ltd. At year end, there is no balance due to or from Cardiff Heat Network Ltd. (£0 at 31 March 2022)

The company's auditors are Azets.

Cardiff Waste Limited

Company number 02664172 Incorporated 1991

The company was incorporated to collect and dispose of waste materials of every description, operate waste disposal sites, vehicles and plant and provide related advice. The company remains dormant, with no trading activities.

21. Provisions

	Balance 31 March 2022	Utilised/ Released in year	Transfers to Provisions	Balance 31 March 2023	Not later than one year	Later than one year
	£000	£000	£000	£000	£000	£000
Insurance & MMI Scheme	(10,180)	4,324	(3,922)	(9,778)	(1,955)	(7,823)
Ferry Road Landfill	(7,547)	1,256	0	(6,291)	(222)	(6,069)
Lamby Way Landfill	(9,762)	428	0	(9,334)	(431)	(8,903)
Cardiff Capital Region City Deal	(586)	0	(71)	(657)	0	(657)
Other	(927)	1,004	(1,903)	(1,826)	(811)	(1,015)
Total	(29,002)	7,012	(5,896)	(27,886)	(3,419)	(24,467)

Insurance represents sums set aside to meet the cost of claims received, but not yet settled. The Council operates a system of self-insurance which provides cover either in part or in total for a considerable number of the Council's insured risks. Major risks including property, liability and motor vehicle are partially self-funded whereas full cover is provided for secondary risks such as 'all-risks'.

Municipal Mutual Insurance (MMI) Scheme of arrangement levy - represents a scheme that was triggered on 13 November 2012 and this will involve the claw back of a percentage of previously paid claims as well as a percentage of future claims. Further details are provided in note 27.

Landfill aftercare reflects the financial obligations to address restoration and aftercare for Lamby Way and Ferry Road sites in accordance with initial permits for the disposal of waste. These obligations can stretch for over 60 years with potentially significant but uncertain capital and revenue expenditure. The level of provision is reviewed periodically with the next review to take place in 2023/24.

Cardiff Capital Region City Deal – primarily represents timing differences in relation to corporation tax.

Other – includes £1.394 million for Adults Services provisions plus various smaller provisions.

22. Pension Strain

In addition to the costs of redundancy payments made to leavers, in some cases the Council also incurs costs relating to pension strain which it is required to pay over to the Pension Fund when individuals leave via the Severance Scheme. This applies only to leavers who are members of the Local Government Pension Scheme and aged 55-59 at the date they leave employment with the Council. The pension strain cost to the Council is the amount it has to pay over to the Pension Fund to compensate for the lost pension contributions for these staff.

The Council has the option to pay the amounts due in respect of pension strain over a 5 year period in order to spread the impact of these costs. The following table shows the level of pension strain in the balance sheet.

31 March 2022 £000	Pension Strain	31 March 2023 £000
(1,035)	Pension Strain due within 1 year	(1,737)
(1,296)	Pension Strain due later than 1 year	(494)
(2,331)	Total Pension Strain	(2,231)

23. Deferred Liabilities

These are amounts paid in advance by external bodies towards expenditure in future years.

	Balance 31 March 2022 £000	Utilised/ Released in year £000	Transfers to Deferred Liabilities £000	Balance 31 March 2023 £000	Not later than one year £000	Later than one year £000
Commuted Maintenance Sums	(7,992)	937	(1,173)	(8,228)	(685)	(7,543)
Rent Smart Wales Income in Advance	(5,269)	3,341	(3,839)	(5,767)	(3,300)	(2,467)
Total Deferred Liabilities	(13,261)	4,278	(5,012)	(13,995)	(3,985)	(10,010)

24. Grant Income

The Council credited the following grants and contributions to the Comprehensive Income and Expenditure Statement in 2022/23

2021/22 £000		2022/23 £000
	Grants and contributions credited to the CIES	
(373,452)	Revenue Support Grant	(413,544)
(121,062)	Non-Domestic Rates	(131,182)
(124,743)	Capital Grants	(111,234)
(2,289)	Developers' Contributions	(2,878)
(621,546)	Total	(658,838)

2021/22 £000		2022/23 £000
	Credited to Services (Revenue Grants & Contributions)	
(365,870)	Central Government Bodies	(326,518)
(24,691)	Other Local Authorities & NHS Bodies	(27,677)
(4,557)	Other Entities and Individuals including Public Corporations	(7,428)
(395,118)	Total	(361,623)

The Council has received a number of grants, contributions and donations that have yet to be recognised as income as they have conditions attached to them that may require the monies or property to be returned to the provider. The balances at the year-end are as follows:

31 March 2022 £000	Revenue Grants and Contributions Receipts in Advance	31 March 2023 £000
(15,560)	Central Government Bodies	(6,918)
0	Other Local Authorities & NHS Bodies	0
(961)	Other Entities and Individuals including Public Corporations	(1,102)
(16,521)	Total	(8,020)

31 March 2022 £000	Capital Grants Receipts in Advance	31 March 2023 £000
(11,431)	Central Government Bodies	(22,679)
0	Other Local Authorities & NHS Bodies	0
0	Other Entities and Individuals including Public Corporations	0
(11,431)	Total	(22,679)

The below table represents amounts received predominantly from developers and other external sources, which are yet to be used to fund specific future expenditure.

31 March 2022 £000	Capital Contributions Receipts in Advance	31 March 2023 £000
(22,155)	Balance as at 1 April	(22,388)
(3,589)	Contributions received during the year	(11,892)
3,314	Contributions applied to expenditure during the year	2,910
42	Reclassification	74
(22,388)	Balance as at 31 March	(31,296)

25. Usable Reserves

Movements in the Council's usable reserves are detailed in the Movement in Reserves Statement. Usable Reserves include Council Fund and HRA Balances, Earmarked Reserves, Capital Receipts Reserve and the Capital Grants Unapplied Reserve.

25.1 Council Fund and HRA Balances

	Balance	Contributions		Balance
	31 March 2022 £000	From Revenue £000	To Revenue £000	31 March 2023 £000
COUNCIL FUND AND HRA BALANCES				
Council Fund Balance	14,255	0	0	14,255
Housing Revenue Account Balance	15,502	0	0	15,502
Total Council Fund and HRA Balances	29,757	0	0	29,757

25.2 Earmarked Reserves

This note sets out the contributions to and from earmarked reserves during the year.

	Balance	Contributions		Balance	Purpose of the Reserve / To fund:
	31 March 2022 £000	From Revenue £000	To Revenue £000	31 March 2023 £000	
SCHOOLS BALANCES					
Schools Reserves	33,370	1,792	(13,712)	21,450	The net position on individual school balances, comprising surpluses, deficits and the overall deficit on the Mutual Supply Fund
Cathays – Maintenance of Playing Field	3	0	0	3	To maintain path alongside Cathays High School
Primary/Special Schools Repairs	1,122	268	(139)	1,251	The overall balance held on the mutual scheme for repairs to school buildings
	34,495	2,060	(13,851)	22,704	
SCHOOLS RESERVES					
Out of School Childcare	85	13	(22)	76	Surplus balances from each school operating an out of school childcare scheme. These can be drawn upon by each school to balance their in-year financial position
Schools Catering	990	0	(990)	0	Schools Catering Service, including kitchen improvements and cashless transaction system
Schools Formula Funding	3,548	184	(1,064)	2,668	Unplanned and unforeseen expenditure incurred by or on behalf of the delegated schools budgets
Schools ICT Infrastructure	171	0	0	171	Cyclical replacement of Schools ICT in order to ensure equipment and infrastructure is current and avoid obsolescence

	Balance	Contributions		Balance	Purpose of the Reserve / To fund:
	31 March 2022 £000	From Revenue £000	To Revenue £000	31 March 2023 £000	
Schools Organisational Plan	2,935	10,934	(10,236)	3,633	Manage the cash flow implications of the Schools Organisational Plan financial model
	7,729	11,131	(12,312)	6,548	
OTHER COUNCIL RESERVES					
Adults Social Care	3,415	800	(808)	3,407	Service specific pressures and to enhance financial resilience
Apprenticeships and Trainees	619	445	(151)	913	Corporate Apprentice Scheme
Bereavement Services	152	794	(912)	34	Planned programme of refurbishment and improvement
Building Control Regulations	196	0	(20)	176	Smooth effects of future deficits within ring fenced building control account
Bute Park Match Funding	73	0	(22)	51	Match funding for grant funded initiatives in relation to Bute Park, as per Heritage Lottery Fund agreement
Capital Business Case Development	900	1,000	(331)	1,569	Development of capital business cases
Cardiff Academy Training	78	0	(28)	50	Support initiatives undertaken in connection with the Academy
Cardiff Capital Region City Deal	201	0	(29)	172	Council's contribution to the Joint Cabinet for the Cardiff Capital Region City Deal
Cardiff Dogs Home Legacy	382	41	(160)	263	Donations left to Cardiff Dogs Home to be used for improvements to the home
Cardiff Enterprise Zone	2,240	1,557	0	3,797	Cardiff Enterprise Zone in future years
Central Market Works	185	0	(29)	156	Works at Cardiff Central Market and as potential match funding for external grants bids
Central Transport Service	1,096	768	(420)	1,444	Central transport vehicle service
Children's Services	4,841	0	(1,593)	3,248	Enhance resilience
City Events	1,000	0	0	1,000	City events that contribute to the economy
City Wide Management and Initiatives	3,012	0	(591)	2,421	City wide management and initiatives including supporting marketing and infrastructure
Community Based Services Transition	105	0	0	105	Better integration of community facilities across the public sector
Community Initiatives	1,767	299	0	2,066	Initiatives arising from the legacy of the Community First Programme
Connect to Cardiff Refurbishment	10	0	0	10	Expansion due to new and changing regulations
Corporate Events and Cultural Services*	2,919	2,048	(110)	4,857	Feasibility studies and costs of major events and to offset future pressures arising from fluctuations in income within Venues and Cultural Services
Corporate Landlord Function	636	0	(131)	505	Corporate landlord functions across the Council in order to provide a cohesive and commercial operating model
Corporate Recovery Risk	4,250	0	0	4,250	Mitigate risk of transition post pandemic
Cost of Living Support	2,194	0	(2,194)	0	Welsh Government discretionary grant for cost of living support
Council Tax Reduction Scheme pressures	4,153	0	(2,000)	2,153	Medium term increases in Council Tax Reduction Scheme expenditure
Demand Pressures	4,652	2,750	0	7,402	Financial resilience to help manage demand volatility and uncertainty

	Balance	Contributions		Balance	Purpose of the Reserve / To fund:
	31 March 2022 £000	From Revenue £000	To Revenue £000	31 March 2023 £000	
Digital Transformation	2,942	0	(457)	2,485	New ways of working
Discretionary Rate Relief	100	0	0	100	Non-Domestic Rates due diligence
Emergency Management, Safeguarding and Prevent	139	0	0	139	Preventative measures in relation to safeguarding, the Prevent agenda and emergency management
Employee Changes	8,413	3,000	(766)	10,647	Costs associated with voluntary redundancy and other employee costs in future years
Empty Homes and Housing Needs	1,223	484	(133)	1,574	Housing needs including activities relating to investing in empty homes and bringing them back in use
Energy Conservation (One Planet Cardiff)	1,245	100	(48)	1,297	Energy conservation initiatives
Energy Market Volatility	1,336	2,000	0	3,336	Expected fluctuations in the cost of energy
Family Guarantor	339	0	0	339	Transfer of families from temporary accommodation into permanent homes
Flatholm	7	0	0	7	Initiatives, repairs and renewals
Fraud Detection	44	0	0	44	Supplement staffing and other costs associated with fraud detection
Governance and Legal Services	140	0	0	140	Future Governance & Legal Services initiatives, including projects in connection with ICT upgrades
Harbour Authority Project and Contingency Fund	104	26	0	130	Improvement and enhancement of infrastructure, assets, activities or services in or around Cardiff Bay
Highways Section 278	264	0	(60)	204	Highway investment
Homelessness	2,241	0	(335)	1,906	Increases in homelessness pressures
Housing Support	734	0	0	734	Improve sustainability by maintaining the independence of people in their own homes
ICT Holding Account	716	0	(89)	627	Future business process improvement initiatives and other future ICT initiatives
Insole Court*	74	39	0	113	Council building repair liabilities in line with lease terms
Inspectorate Support	1,108	0	0	1,108	Consultancy for inspections and regulatory environment
Insurance	7,919	269	0	8,188	Protect from future potential insurance claims
Invest to Save	261	0	0	261	Used in connection with revenue invest to save schemes
Joint Equipment Store	515	0	0	515	Offset deficits or one off expenditure items in the pooled budget, in future years
Local Development Plan	400	0	(125)	275	Local Development Plan and any potential appeals or judicial reviews
Major Projects	1,006	0	(498)	508	Major Projects
Members Development	170	0	(137)	33	Members' ICT software
Municipal Election	880	76	(625)	331	Local elections

	Balance	Contributions		Balance	Purpose of the Reserve / To fund:
	31 March 2022 £000	From Revenue £000	To Revenue £000	31 March 2023 £000	
Municipal Mutual Insurance	935	0	0	935	Liability to pay a percentage of claims previously settled by Municipal Mutual Insurance (MMI) and contribute to the cost of future settled claims
New Theatre Repairs	210	198	0	408	Council building repairs liabilities in line with the lease terms
Non-Domestic Rates Due Diligence	60	0	0	60	Non-Domestic Rates due diligence
Parking and Enforcement	1,985	5,429	(6,392)	1,022	Surpluses to parking and enforcement schemes which, under the Road Traffic Act 1984, have to be reinvested in Road Traffic Schemes. Additional details provided in note below
Property Asset Management	16	0	0	16	Managing timing and fluctuations of income from fees relating to the disposal of properties
Red Dragon Centre	1,957	930	0	2,887	Premises funding requirements
Rentsmart Wales	341	241	0	582	Training and service delivery in respect of Rentsmart Wales
Resources	3,254	365	(209)	3,410	Number of areas within the Resources Directorate particularly where transition to alternative methods of operation are required
Scrutiny Development and Training	118	0	(37)	81	Scrutiny member development and training
Shared Regulatory Service	108	0	(108)	0	Future flexibility in relation to the Council's costs of the Shared Regulatory Service
Social Care Technology	655	0	(322)	333	Social care ICT developments
Social Care Worker Mobility	600	0	(58)	542	Increase domiciliary support service capacity in conjunction with decarbonisation of services
South East Wales Construction Framework	1,253	756	(7)	2,002	Ring fenced revenue to fund future costs of the project. Remaining funding to be distributed amongst the participating authorities
Strategic Budget	6,396	1,958	0	8,354	Financial resilience and the future budget requirements of the Council over the Medium Term Financial Plan
Treasury Management	11,318	3,500	0	14,818	Management of risk in relation to major projects and to offer some protection and flexibility to the wider capital programme
Wales Interpretation and Translation Service	419	0	(88)	331	Manage in-year fluctuations in funding and financial performance of the service
Waste Management	1,183	1,183	(543)	1,823	Initiatives to achieve recycling targets and offset the impact of additional tonnage and associated waste management costs
Welfare Reform	2,509	502	(128)	2,883	Mitigate pressures and reduced funding within the Housing Benefit Service following the transfer of services as part of the rollout of the Universal Credit Scheme
Youth and Community Education	952	54	(115)	891	Costs connected with the refurbishment of youth centres
	105,665	31,612	(20,809)	116,468	

	Balance	Contributions		Balance	Purpose of the Reserve / To fund:
	31 March 2022 £000	From Revenue £000	To Revenue £000	31 March 2023 £000	
SHARE OF JOINT COMMITTEE RESERVES					
Cardiff Capital Region City Deal (CCRCD)	3,123	670	0	3,793	The Council's percentage share of the accumulated balances and earmarked usable reserves of Cardiff Capital Region City Deal
	3,123	670	0	3,793	
Total Council Fund Reserves	151,012	45,473	(46,972)	149,513	
HRA RESERVES					
Housing Development Resilience	500	500	0	1,000	Improve resilience within the Housing Development Capital Programme
Housing Repairs and Building Maintenance	9,022	0	(4,031)	4,991	Housing repairs and to mitigate against risk within the construction industry
Housing Supply Increase	636	6,000	(636)	6,000	Increase housing stock and improve resilience within the Housing Development Capital Programme
Welfare Reform	429	0	0	429	Project costs and scheme development to address issues for council tenants due to benefit cap and universal credit
Total HRA Reserves	10,587	6,500	(4,667)	12,420	
TOTAL EARMARKED RESERVES	161,599	51,973	(51,639)	161,933	

*Insole Court opening balance has been moved from Corporate Events and Cultural Services Reserve.

Parking & Enforcement

This reserve is generated from surpluses achieved from Civil Parking Enforcement (CPE). The use of any surplus is governed by Section 55 of the Road Traffic Regulations Act 1984 which specifies that the surplus may be used to fund operational costs including subsidising the enforcement service, supporting public passenger transport services, transport planning and road safety, maintaining off-street car parks and highway and environmental maintenance and improvements.

2021/22 £000		2022/23 £000
776	Operational costs / Parking and Permits	660
6,279	Enforcement service	5,998
7,055	Total Expenditure	6,658
(3,130)	On-street pay car parking fees	(4,110)
(808)	Off-street car parking fees	(1,199)
(441)	Residents parking permits	(367)
(1,903)	Penalty charge notices	(2,199)
(3,046)	Moving Traffic Offences	(3,450)
(449)	Camera car	(656)
(6)	Traffic Enforcement Centre	0
(31)	Other income	(106)
(9,814)	Total Income	(12,087)
(2,759)	Civil Parking Enforcement Net (Surplus)/Deficit	(5,429)

2021/22 £000		2022/23 £000
(983)	Covid-19 LG Hardship Fund/Job Retention Scheme	0
(3,742)	Revised Civil Parking Enforcement Net (Surplus)/Deficit	(5,429)
	Appropriations to Parking Reserve:	
4,536	Balance 1 April	1,985
3,742	Contributions from CPE	5,429
(6,293)	Contributions to revenue*	(6,392)
1,985	Balance 31 March	1,022

* Income has returned to pre-pandemic levels resulting in a surplus of £5.429million. The amount drawn down from the reserve towards revenue costs was £6.392 million, leaving a balance of £1.022 million at 31 March 2023. The drawdown included a budgeted sum of £5.935 million to support a range of services, including ongoing support and improvements to transport, parking, highways and environmental services. It also included specific drawdowns to support various approved improvement schemes and initiatives.

25.3 Usable Capital Receipts Reserve

The Usable Capital Receipts Reserve represents the capital receipts available to finance future capital expenditure or to repay historical capital expenditure incurred.

2021/22 £000		2022/23 £000
8,673	Balance as at 1 April	6,840
	Movements during Year:	
2,649	Sale of land, buildings and other assets	10,030
323	Recoupments of grant/other	1,519
2,972		11,549
(3,781)	Finance Capital Expenditure	(10,378)
(1,009)	Provide for repayment of external loans	(331)
(15)	Other	0
(4,805)		(10,709)
6,840	Balance as at 31 March	7,680

25.4 Unapplied Capital Grants

The Usable Capital Receipts Reserve represents grants received without conditions that are to be applied to capital expenditure projects identified in the 2023/24 Capital Investment Strategy

2021/22 £000		2022/23 £000
0	Balance as at 1 April	6,972
6,972	Transfer of capital grants and contributions to capital grants unapplied	0
6,972	Balance as at 31 March	6,972

26. Unusable Reserves

26.1 Revaluation Reserve

The Revaluation Reserve contains the gains made by the Council arising from increases in the value of its non-current assets. The balance is reduced when assets with accumulated gains are:

- revalued downwards or impaired and the gains are lost
- used in the provision of services and the gains are consumed through depreciation, or
- disposed of and the gains are realised.

2021/22 £000		2022/23 £000
310,754	Balance as at 1 April	345,822
5,182	Adjusting amounts from Capital Adjustment Account	0
46,288	Upward revaluation of assets	20,021
(14,253)	Downward revaluation of assets and impairment losses not charged to the (Surplus)/Deficit on the Provision of Services	(815)
37,217	Surplus or deficit on revaluation of non-current assets not posted to the (Surplus)/ Deficit on the Provision of Services	19,206
(2,046)	Difference between fair value depreciation and historical cost depreciation (charged to Capital Adjustment Account)	(2,416)
(103)	Accumulated gains on assets sold or scrapped	0
(2,149)	Amount written off to the Capital Adjustment Account	(2,416)
345,822	Balance as at 31 March	362,612

26.2 Capital Adjustment Account

The Capital Adjustment Account reflects differences between normal accounting practice and statutory requirements. The Account is credited with the amounts used as finance for capital expenditure. It contains accumulated gains and losses on Investment Properties, amounts set aside to repay external loans.

Note 1 provides details of the source of all of the transactions posted to this Account, apart from those involving the Revaluation Reserve.

2021/22 £000		2022/23 £000
947,365	Balance as at 1 April	977,282
	Reversal of items relating to capital expenditure debited or credited to the Comprehensive Income and Expenditure Statement:	
(64,762)	Charges for depreciation and impairment of non-current assets	(90,672)
(928)	Amortisation of intangible assets	(604)
25,211	Reverse previous impairment on revaluation	19,778
(68,920)	Revaluation losses on Property, Plant and Equipment	(15,909)

2021/22 £000		2022/23 £000
0	Movement in Assets Held for Sale	0
(2,692)	Expenditure on REFCUS	(8,407)
(616)	Amounts of non-current assets written off on disposal or sale as part of the gain/loss on disposal to the Comprehensive Income and Expenditure Statement	(2,150)
(112,707)		(97,964)
(3,139)	Adjusting amounts to the Revaluation Reserve (including historic cost adjustment)	2,416
(115,846)	Net written out amount of the cost of non-current assets consumed in the year	(95,548)
	Capital financing applied in the year:	
3,781	Capital Receipts	10,378
3,940	Direct Revenue Financing	3,995
120,060	Grants and contributions	114,112
44,538	Prudent Revenue Provision	40,494
1,009	Capital receipts to provide for repayment of external loans	331
(933)	Reduction in loan debtors	(1,698)
172,395		167,612
(26,632)	Movements in the value of Investment Properties	(2,444)
977,282	Balance as at 31 March	1,046,902

26.3 Deferred Capital Receipts Reserve

The Deferred Capital Receipts Reserve holds the gains recognised on the disposal of non-current assets but for which cash settlement has yet to take place. The Council does not treat these gains as usable for financing new capital expenditure until they are realised.

2021/22 £000		2022/23 £000
5,003	Balance as at 1 April	5,003
0	Transfer of deferred sale proceeds credited as part of the gain/loss on disposal to the Comprehensive Income and Expenditure Statement	66
0	Transfers to the Capital Receipts Reserve upon receipt of cash	(5,003)
5,003	Balance as at 31 March	66

The receipt of cash in 2022/23 relates primarily to the disposal of land at Central Square.

26.4 Financial Instruments Revaluation Reserve

The Financial Instruments Revaluation Reserve contains the gains made by the Council arising from increases in the value of its investments held as Financial Instruments that are elected to be classified as Fair Value through other Comprehensive Income i.e., those held for service objectives or policy purposes. The balance is reduced when investments with accumulated gains are:

- revalued downwards or impaired and the gains are lost
- disposed of and the gains are realised.

2021/22 £000		2022/23 £000
6,984	Balance as at 1 April	10,366
3,382	(Downwards)/Upwards revaluation of investments not charged to the Surplus/Deficit on the Provision of Services	1,376
10,366	Balance as at 31 March	11,742

The majority of the balance relates to the Council's shareholding in Cardiff Bus which is not listed on any quoted market, and for which a valuation is based on the company's reported net worth as per its Annual Accounts to comply with accounting for Financial Instruments. Any change in value within the Council's accounts does not have an impact on the Council Taxpayer, revenue budget or cash flow in any one year as any movement in value of the asset is offset in this reserve. Any valuation should be treated with care as it is for accounting purposes only.

26.5 Pensions Reserve

The Pensions Reserve absorbs the timing differences arising from the different arrangements for accounting for post-employment benefits and for funding benefits in accordance with statutory provisions. The Council accounts for post-employment benefits in the Comprehensive Income and Expenditure Statement as the benefits are earned by employees accruing years of service, updating the liabilities recognised to reflect inflation, changing assumptions and investment returns on any resources set aside to meet the costs. However, statutory arrangements require a benefit earned to be financed as the Council makes employer's contributions to pension funds or eventually pays any pensions for which it is directly responsible. The balance on the Pensions Reserve therefore shows a substantial shortfall in the benefits earned by past and current employees and the resources the Council has set aside to meet them. The statutory arrangements will ensure that funding will have been set aside by the time the benefits come to be paid. There has been a significant decrease in the pensions reserve at 31 March as compared to the previous year. This is primarily due to the change in interest rates which impacts the discount rate used in the actuarial assumptions.

2021/22 £000		2022/23 £000
(1,085,373)	Balance as at 1 April	(855,336)
307,373	Actuarial gains or losses on pensions assets and liabilities	726,020
(128,564)	Reversal of items relating to retirement benefits debited or credited to the Surplus or Deficit on the Provision of Services in the Comprehensive Income and Expenditure Statement	(132,058)
2,574	Reversal of amounts accrual in respect of pension strain for future years	99
48,654	Employer's pensions contributions and direct payments to pensioners payable in the year	53,235
(855,336)	Balance as at 31 March	(208,040)

26.6 Accumulated Absences Account

The Accumulated Absences Account absorbs the differences that would otherwise arise on the Council Fund Balance from accruing for compensated absences earned but not taken in the year e.g., annual leave entitlement carried forward at 31 March. Statutory arrangements require that the impact on the Council Fund Balance is neutralised by transfers to and from the Account.

2021/22 £000		2022/23 £000
(17,693)	Balance as at 1 April	(17,054)
639	Amount by which officer remuneration charged to the Comprehensive Income and Expenditure Statement on an accruals basis is different from remuneration chargeable in the year in accordance with accounting requirements	76
(17,054)	Balance as at 31 March	(16,978)

26.7 Donated Inventories Account

The Donated Inventories Account represents the value of donated inventories held as at 31 March.

The Council received donated equipment from NHS Shared Services (NHSS), at nil cost, towards its Social Care responsibilities.

2021/22 £000		2022/23 £000
3,211	Balance as at 1 April	9,234
6,023	Movement in Donated Inventories Account	(1,273)
9,234	Balance as at 31 March	7,961

27. Contingent Assets and Liabilities

Assets

The Council holds a proportion of equity in a number of properties arising primarily from the affordable housing contribution that developers provide on new build developments. The equity proportions range from 20% to 40%, with the buyer nominated by the Council providing the balance of the resources to purchase the property. These properties were aimed at first time buyers who could not afford to buy a home on the open market. When the owner of the property wishes to sell their home, the Council has the first opportunity to nominate a purchaser from the assisted home ownership waiting list. If there is no nomination, the owner is free to sell on the open market and the Council is entitled to its relevant proportion of the market value of disposal in accordance with the charge on the property. This is treated as a capital receipt in the year that it is received. The estimated total value of equity at 31 March 2023 is £12.338 million (£9.107 million at 31 March 2022).

In March 2015, the Council approved a request from Glamorgan County Cricket Club to write off 70% of a £6.534 million loan balance due to the Council and restructure remaining sums in line with other major creditors. This was actioned on 21 December 2015 resulting in an outstanding amount of £1.960 million. Repayments commenced in 2019/20, with repayments totalling £392,000 to 31 March 2023. The club are committed to repay the loans in accordance with the contractual terms, however due to the current uncertainties in terms of attendance levels and emergence from Covid impacts, the Council's view is that risks of recovery still remain and the balance due of £1.568 million remains 100% impaired at 31 March 2023. Any balances due are not shown in the financial statements but are identified as a contingent asset to reflect the amounts potentially receivable in accordance with the proposed restructured loan.

In respect to an assessment received from HMRC for purportedly under-declared landfill tax assessment, associated penalties and interest, the Council has a remaining payment on account balance of £749,000. This is not an admission of liability and if the assessment is changed or cleared, then this will be refunded by HMRC.

Liabilities

As at 31 March 2023 one claim existed in excess of £10,000 against the Council for which there is no insurance cover. The claims include unfair dismissal, disability and race discrimination, and breach of contract. The potential liability in respect of the claims is estimated to be £10,000 (£25,000 at 31 March 2022) and the Council is resisting liability.

The former Authorities of South Glamorgan County Council, Cardiff City Council, Mid Glamorgan County Council and Taff Ely Borough Council are creditors of Municipal Mutual Insurance (MMI) Ltd and are legally bound by the Scheme of Arrangement. MMI ceased taking new business on 30 September 1992. The scheme allows new claims to be made against MMI and outstanding claims with MMI to be settled. The accounts reflect a provision of £149,000 and £935,000 held in an earmarked reserve towards any liability. This is considered prudent based on most recent actuarial advice, however, this is subject to the outcome of settled claims.

The Council has entered into a number of contracts for services involving the transfer of Council employees to the new service provider under the Transfer of Undertakings (Protection of Employment) Regulations 2006 (TUPE). Admission agreements with the new employers allow transferred employees to remain in membership of the Cardiff and Vale of Glamorgan Pension Fund. In the event that a contractor fails to meet its obligations to the Pension Fund as set out in the admission agreement, the Council acts as guarantor for the accrued pension liabilities.

The Council and HMRC are continuing discussions with a view to resolving a purportedly under-declared landfill tax assessment received by the Council from 1 April 2015, for waste tipped at Lamby Way Landfill site. HMRC assess that some materials disposed of should have had the standard rate of tax applied rather than a lower rate, the difference in tax rates being £80 per tonne. Given this is a specialist and technical area, the Council has engaged PricewaterhouseCoopers environmental tax specialists to support the Council's approach to demonstrating that materials tipped were eligible for lower rate tax. Subject to this, and relevant HMRC rules, there is the risk that the Council may be required to pay tax and interest on under declared tax. In the event of assessments being upheld, the Council would consider the merits of an appeals or mitigation process. Given the technical nature of the assessment, it remains difficult to evidence the probability that this liability will crystallise.

During 2020/21, the Council as the sole shareholder, agreed a range of measures to address the difficulties faced by Cardiff City Transport Services Limited (Cardiff Bus) and the Trustees of its pension scheme to agree, in accordance with Pension Legislation, the Triennial valuation of the pension scheme at 31 March 2018. On 3 March 2021, the Council entered into an agreement with the Trustees of the Cardiff City Transport Services Limited Pension Scheme meaning that all future liabilities in respect to pension obligations of Cardiff Bus will fall to Cardiff Council. This means that the Council became statutory employer of the Cardiff Bus pension funds and is responsible for paying contributions into the scheme towards addressing any identified deficit when assets and liabilities are projected as part of three yearly actuarial reviews. The schedule of contributions is currently £250,000 per annum, to be reviewed as part of the next triennial valuation as at 31 March 2024. The Council is also responsible for scheme operating expenses, Pension Protection Fund levy and any other costs and expenses in respect to its obligations as Statutory and Principal employer. These costs are to be recovered from Cardiff Bus; however, the Council is ultimately responsible for such costs in

the event the company is unable to meet them. Details of the fund assets and liabilities as at 31 March 2023 are shown in note 13.

28. Notes to Cash Flow Statement

2021/22 £000	Adjust net surplus or deficit on the provision of services for non - cash movements	2022/23 £000
(109,376)	Depreciation, impairment & amortisation	(87,213)
(77,335)	Charges made for retirement benefits (IAS19) less employers contributions	(78,824)
(616)	Carrying amount of non-current assets sold or derecognised	(2,150)
5,920	Increase/(decrease) in stock	(1,245)
20,923	Increase/(decrease) in debtors	(133)
(45,177)	Increase/(decrease) in creditors	52,661
(25,552)	Other non-cash items affecting net surplus or deficit on provision of services	(679)
0	CCRCD	9,635
(231,213)		(107,948)

2021/22 £000	Items in net surplus/ deficit on provision of services that are investing and financing activities	2022/23 £000
2,624	Proceeds from non-current assets & investments	(943,853)
127,355	Capital grants/contributions recognised in CIES	107,417
129,979		(836,436)

2021/22 £000	Interest and Dividends	2022/23 £000
(235)	Interest Received	(3,669)
33,983	Interest Paid	34,251
0	Dividends Received	0
33,748		30,582

29. Prior Period Adjustment

There are no prior period adjustments.

30. Exceptional Items

There are no exceptional items to disclose.

31. Events after the Reporting Period

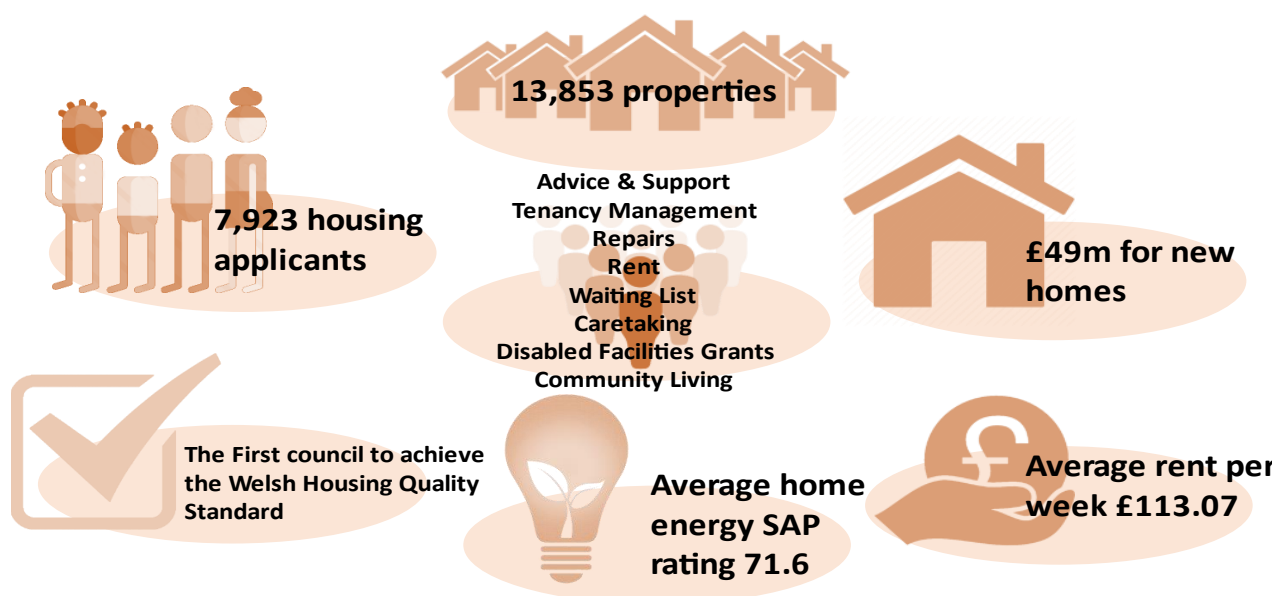
There are no events after the reporting period to report.

32. Date of Authorisation of the Accounts for Issue

This Statement of Accounts was authorised for issue on 28 March 2024 by the Corporate Director Resources. Post Balance Sheet events have been considered up to this date.

Introduction

The Local Government and Housing Act 1989 places a statutory duty on local authorities to maintain a separate account for the costs associated with the management, repair and maintenance of Council dwellings. This is termed the Housing Revenue Account (HRA).



A 30-year business plan and financial model, completed on an annual basis for submission to Welsh Government, provides financial forecasts, performance and objectives for the HRA. The plan aims to demonstrate the long-term sustainability and financial viability of the HRA over the period and includes the approach to maintaining the Welsh Housing Quality Standard, energy efficiency, remodelling homes, estate regeneration, fire safety works and securing new affordable housing to meet need.

Tenant participation in shaping and delivering services is welcome and encouraged in numerous ways including a dedicated Tenant Participation team, conferences, tenants voice meetings, community action days, information provision at the Citizen Hubs, the Tenants' Times publication and other social media.

The most recent tenant satisfaction survey showed:

- 80% of tenants were satisfied with their neighbourhood as a place to live
- 74% of tenants were satisfied with the way the Council deals with repairs
- 73.4% of respondents were satisfied with the service provided by their social landlord
- 76.7% of tenants were satisfied that their rent provides value for money

Risks and Financial Outlook

The HRA records income and expenditure in relation to Council Housing stock. The main expenditure items for the Council's 13,853 properties include repairs and maintenance, capital financing charges on borrowing (interest and provision for repayment), supervision and management (including tenant consultation, rent collection, housing allocations and property and estate management). The major income streams include rent and income from service charges.

Where the HRA spends capital monies, particularly where this is paid for by borrowing, this results in long term financial commitments for the rent payer and it is essential that expenditure decisions are prudent, sustainable and affordable, now as well as in the future.

The Council sets the level of HRA rents within a policy framework set by the Welsh Government. The 5-year Social Housing Rent policy was introduced in 2020/21 and will continue until 2024/25 and allows for a maximum 1% rent increase above the rate of the consumer price index (CPI). Where CPI is outside the range 0 to 3%, a ministerial decision is required for that year.

There is no confirmation of the rent policy approach beyond 2024/25. This and other uncertainties particularly around the impact of inflation represent a significant risk to the resilience of the HRA and business planning as the Council cannot control or accurately predict a key component of the plan. In addition, risk and uncertainty remains in terms of future impacts of rising prices for the management of existing housing stock and the development of new stock; increasing demand for housing and potential changes in housing standards to improve energy performance.

Financial Performance 2022/23

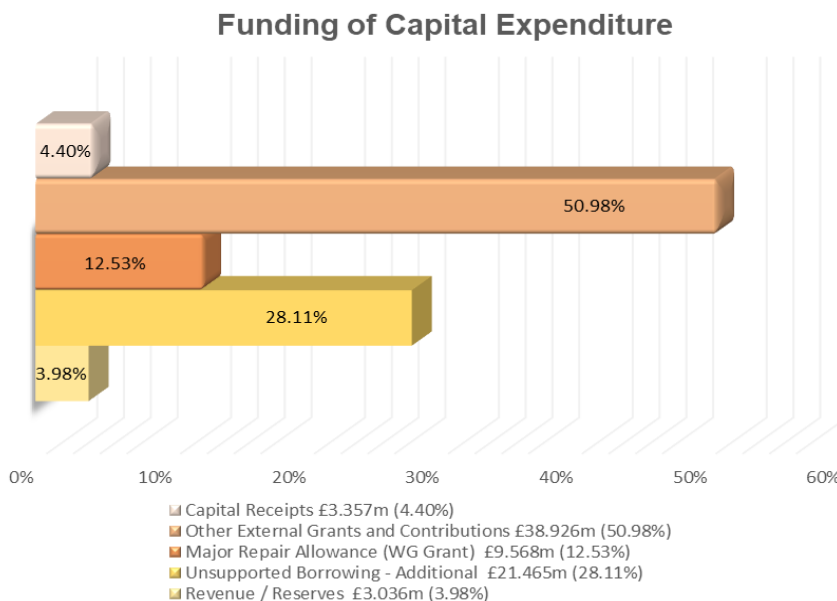
The HRA reported a balanced position for 2022/23 after a net transfer to earmarked reserves of £1.833 million towards future expenditure on purchasing additional homes to meet demand for affordable housing. The overall position included lower capital financing costs arising from lower interest charges and provision for debt repayment due to delay in some projects; additional grant funding; reduced spend on repairs and maintenance against external painting and electrical testing budgets.

Rent and service charge income was above budget, due to reduced void rent loss and bad debt provision requirements based on the year end arrears levels. In addition, there were significant employee vacancy savings and other efficiencies across the functions, partly offset by increased hostel accommodation and general premises costs. Void property levels were 2.20% as a percentage of overall stock (1.49% in 2021/22).

HRA earmarked reserves and the HRA General Balance amounted to £12.420 million and £15.502 million respectively as at 31 March 2023.

Our housing stock is valued in the accounts at £678.244 million. Dwellings were revalued in 2021/22 with the vacant possession value deemed to be £1.718 billion. In accordance with the valuation requirements, this was adjusted downwards, in our case by an adjustment factor of 38% in order to show the economic cost of providing social housing at less than market rent. The next valuation will take place in 2023/24.

Capital Expenditure and Funding



Expenditure in the year was £76.352 million, with investment in estate regeneration, housing stock remodeling, the fabric of dwellings, disabled adaptations and in the acquisition and development of new Council Housing. During the year additional grant was bid for and awarded by Welsh Government such as for Building Safety on high rise buildings, housing with care and energy retrofit.

The Capital Financing Requirement is a measure of debt in relation to the HRA. At 31 March 2023, this stands at £335.003 million; an increase of £10.264 million compared to the previous year. This is forecast to increase significantly over the next few years as set out in the 2023/24 HRA Revenue budget and Medium Term Financial Plan approved by Council March 2023. All borrowing must be affordable both now and, in the future, as it will be required to be repaid with interest.

Income and Expenditure Account

The HRA Income and Expenditure Account shows the economic cost in the year of providing housing services in accordance with generally accepted accounting practices rather than the amount to be funded from rents and government grants. Councils charge rents to cover expenditure in accordance with regulations; this may be different from the accounting cost.

2021/22 £000		Note	2022/23 £000
	Management and maintenance comprising :		
25,010	Repairs and maintenance		30,076
33,100	Supervision and management		37,029
291	Rents, rates, taxes and other charges		407
372	Provision for bad and doubtful debts		752
34,139	Depreciation, impairment and revaluation losses of non-current assets	8	13,258
0	Movement in Assets Held for Sale		0
3,341	Sums directed by the Welsh Government that are expenditure in accordance with the Code	9	876
42	Debt management costs		35
96,295	Total Expenditure		82,433
(77,684)	Dwelling rents		(80,732)
(63)	Non-dwelling rents		(26)
(11,514)	Charges for services and facilities		(13,357)
(3,310)	Sums directed by the Welsh Government that are income in accordance with the Code		(876)
(92,571)	Total Income		(94,991)
3,724	Net Cost of HRA Services as included in the Income and Expenditure Statement		(12,558)
	HRA share of the operating income and expenditure included in the Comprehensive Income & Expenditure Statement:		
(754)	(Gain)/loss on sale of HRA non-current assets		(1,532)
13,211	Interest payable and similar charges		13,462
(62)	Changes in fair value of investment properties		0
0	Interest and Investment income		0
(30,552)	Capital grants and contributions applied		(47,617)
(14,433)	(Surplus)/Deficit for year on HRA Services		(48,245)

Movement on HRA Balance

2021/22 £000		Note	2022/23 £000
(15,502)	Balance at 31 March brought forward		(15,502)
(14,433)	(Surplus) or deficit for the year on the HRA Income and Expenditure Statement		(48,245)
7,547	Adjustments between accounting basis and funding basis under regulations	1	46,412
(6,886)	Net (increase)/decrease before transfers to or from reserves		(1,833)
6,886	Transfers to/(from) earmarked reserves		1,833
0	Increase or decrease in the year on the HRA		0
(15,502)	Balance at 31 March carried forward		(15,502)

Notes to the Financial Statements

1. Adjustments between Accounting Basis and Funding Basis under Regulations

This note details the adjustments that are made to the total comprehensive income and expenditure, recognised by the Council in the year, in accordance with proper accounting practice to the resources that are specified by statutory provisions as being available to the Council to meet future capital and revenue expenditure.

2021/22 £000		Note	2022/23 £000
	Adjustments to Revenue Resources		
	Amounts by which the income and expenditure included in the CIES are different from revenue for the year calculated in accordance with statutory requirements		
5,356	Pension costs (transferred to/from the Pensions Reserve)	4	5,281
(290)	Officer remuneration (transferred to the accumulated absence Reserve)		(199)
11,345	Charges for depreciation and impairment of non-current assets	8	13,618
24,114	Revaluation losses of non-current assets		667
(1,407)	Reverse previous impairment on revaluation		(1,027)
86	Amortisation of intangible assets		0
(62)	Movement in the market value of investment properties		0
0	Movement in Assets Held for Sale		0
(30,552)	Capital grants and contributions applied		(47,617)
31	Sums directed by Welsh Government		0
(753)	Non-current assets written off as part of the gain/loss on disposal to the HRA Income and Expenditure Statement		(1,532)
(13,015)	Prudent Provision for the financing of capital investment		(12,566)
(2,400)	Capital expenditure charged against the HRA		(3,037)
0	Credit for disposal costs that qualify to be met from the resulting capital receipts		0
(7,547)	Total Adjustments		(46,412)

2. Rental Income

This is the total rent income due for the year after allowance is made for voids etc. Void rent losses accounted for 2.20% of the total potential rental income (2.51% in 2021/22). Average rents were £113.07 per week (£110.38 in 2021/22) based on a 52-week year.

3. Rent Arrears, Service Charge Arrears and Bad Debt Provision

The following sums were due from tenants:

31 March 2022			31 March 2023	
Arrears £000	Bad debt provision £000		Arrears £000	Bad debt provision £000
		Rent Arrears		
4,720	3,486	Dwellings	5,068	3,744
426	426	Hostels /Other accommodation	584	584
5,146	3,912	Total Rent Arrears	5,652	4,328
		Other		
88	53	Service charges	107	65
269	269	Tenants recoverables	287	287
357	322	Total Other Arrears	394	352
5,503	4,234	Total	6,046	4,680

During 2022/23 debts totaling £306,000 were written off as irrecoverable (£489,000 in 2021/22).

4. Pension Costs

In accordance with International Accounting Standards 19 – Employee Benefits (IAS 19) the amount included within Supervision and Management in respect of employee costs includes the current service cost for pensions. In order that the pension cost borne by the HRA equals the total employer's contributions paid to the Pension Fund in the year plus any discretionary benefits payable to ex-housing staff, a transfer has been made to the Pensions Reserve as follows:

2021/22 £000		2022/23 £000
9,510	Current service cost	10,101
(4,157)	Cost of employer's contributions plus discretionary benefits	(4,817)
3	Pension Strain Accrual	(3)
5,356	Net transfer to Pensions Reserve	5,281

No attempt has been made to apportion a share of the pensions interest cost and expected return on pensions assets to the HRA as there is no valid basis of apportionment.

5. Housing Stock

The Council's housing stock is shown below:

31 March 2022		31 March 2023
7,382	Houses	7,403
634	Bungalows	634
5,253	Flats/Bedsits	5,309
171	Maisonettes	177
349	Retirement complexes	330
13,789	Total	13,853

The Council also has hostels and non-standard/temporary accommodation providing the following:

31 March 2022		31 March 2023
112	Bed spaces in hostels	112
127	Flats in hostels	179
239	Total	291

6. Capital Expenditure and Capital Financing

2021/22		2022/23
£000		£000
301,370	Opening Capital Financing Requirement	324,739
	Capital Expenditure:	
58,054	Property, Plant and Equipment	75,476
0	Intangible assets including intangible AUC	0
0	Investment Properties	0
3,342	Expenditure on REFCUS	876
12,536	Appropriation of land	1,365
	Sources of Finance:	
(1,276)	Capital Receipts	(3,357)
(33,872)	Government grants and other contributions *	(48,494)
(2,400)	Direct revenue contributions and reserves	(3,036)
(13,015)	Prudent revenue and capital provision for loan repayment	(12,566)
324,739	Closing Capital Financing Requirement	335,003
	Explanation of movements in year:	
23,369	Increase / (Decrease) in underlying need to borrow (unsupported by government financial assistance)	10,264
23,369	Increase in Capital Financing Requirement	10,264

* £9.568 million (£9.557 million in 2021/22) of Major Repairs Allowance grant was received from Welsh Government and applied in the year.

7. Capital Receipts

Proceeds from the disposal of HRA Assets during 2022/23 were as follows:

- Council Dwellings and Home Purchase Contributions £344,000 (£257,000 in 2021/22)
- Land £1.192 million (£541,000 in 2021/22)

8. Depreciation, Impairment and Revaluation Charged

Depreciation and impairment were charged on HRA assets as shown in the table below. Such charges to the HRA and changes in valuation do not have any impact on the amount required to be collected from rents as all such adjustments to non-current assets are required to be neutralised from capital reserves.

2021/22		2022/23
£000		£000
8,933	Council dwellings	11,801
2,117	Land and buildings	680
380	Vehicles, plant & equipment, intangibles, surplus and AUC	1,137
11,430	Total Depreciation, Amortisation and Impairment	13,618
21,013	Council dwellings	0
1,643	Land and buildings	(92)
52	Vehicles, plant & equipment, intangibles, surplus and AUC	(268)
22,708	Total Revaluation	(360)
34,138	Total	13,258

9. Revenue Expenditure Funded from Capital under Statute (REFCUS)

2021/22		2022/23
£000		£000
	Expenditure:	
3,222	Buildings not owned by Cardiff Council	876
120	Grants awarded not housing grants	0
3,342	Charged to Income and Expenditure Account	876
	Funded by:	
(3,311)	Grants and Contributions	(876)
(31)	Borrowing, Receipts and other Capital Resources	0
(3,342)		(876)



Group Accounts



CRYFACH
TECACH
GWYRDDACH

STRONGER
FAIRER
GREENER



Introduction

The group accounts that follow comply with the requirement of the 2022/23 Code, which states that a local authority with material interests in subsidiaries, associates and joint ventures should prepare group accounts in addition to its single entity accounts. These accounts consolidate the operating results and balances of the County Council of the City and County of Cardiff and its subsidiary Cardiff City Transport Services Ltd (Cardiff Bus) which is a wholly owned subsidiary with limited liability. At the point of drafting these accounts, the 2022/23 accounts for Cardiff Bus are being prepared.

The final audited statements for Cardiff Bus for the year ended 2021/22 can be found on the Companies House website and the [link](#) here.

The company, in common with many public transport operators, continues to be significantly impacted by changes in travel patterns since the covid pandemic and is in receipt of Welsh Government Bus Emergency support grant along with all other bus operators.

Uncertainty in respect of travel patterns, labour shortages and significant upward cost pressures directly impact on the company as well as regulatory and funding uncertainties which remain difficult to predict. In response to the challenges faced by the company, it continues review its business planning and opportunities to invest in modern fleet and infrastructure to provide vital services. The Council continues to work with the Board of the company to meet future challenges and that includes the appointment of Non-Executive Directors to the Board.

The Council also has interests in the following active subsidiaries: Cardiff Business Technology Centre (CBTC), Atebion Solutions Ltd and Cardiff Heat Network Ltd. The interests in these organisations are considered immaterial in terms of both the turnover and the net assets of the group. The Council does not depend upon these organisations for statutory service provision, and it is not considered that they expose the Council to a material level of commercial risk. Therefore, they have been excluded from the consolidation in 2022/23. Details of the Council's interests in these organisations are included in note 20 to the Core Financial Statements.

Basis of Consolidation

The group accounts have been prepared on the basis of a full consolidation of the financial transactions and balances of the Council and Cardiff Bus. Inter-group transactions and balances between the Council and its subsidiary have been eliminated in full.

Accounting policies

The financial statements in the group accounts are prepared in accordance with the policies set out in the Statement of Accounting Policies with the following additions and exceptions:

Retirement Benefits

Cardiff Bus operated two defined benefit funded pension schemes which it accounts for in accordance with FRS102. From March 2021 the liabilities for the pension schemes are included with the Council's Statement of Accounts. The level of contributions made to the schemes and the cost of contributions included in the financial statements are based on the recommendations of independent actuaries. Accounting policies consistent with those of the Council have been adopted although the financial assumptions used may differ.

Both these schemes are now closed to new members. The company also has a money purchase pension scheme for new employees. Pension costs charged to the profit and loss account represent the contributions payable by the group to the pension scheme during the year.

Value Added Tax

VAT paid by other group entities is accounted for in the Group Comprehensive Income and Expenditure Statement to the extent that it is irrecoverable from HM Revenue and Customs.

Charges to Income and Expenditure for Non-Current Assets

A charge is made from the revaluation reserve of the subsidiary company to the group income and expenditure reserve for the difference between depreciation charged on the current value of non-current assets held by the subsidiary and what would have been the historical cost depreciation for the year.

Group Comprehensive Income and Expenditure

2021/22				2022/23		
Gross Expenditure £000	Gross Income £000	Net Expenditure £000		Gross Expenditure £000	Gross Income £000	Net Expenditure £000
30,048	(26,007)	4,041	Corporate Management	15,699	(8,340)	7,359
104,625	(45,208)	59,417	Economic Development	140,962	(40,273)	100,689
437,154	(111,419)	325,735	Education & Lifelong Learning	461,993	(106,522)	355,471
9,634	(2,015)	7,619	Governance & Legal Services	9,951	(652)	9,299
9,314	(5,959)	3,355	Harbour Authority	10,005	(6,862)	3,143
96,295	(92,571)	3,724	Housing Revenue Account	82,433	(94,991)	(12,558)
236,581	(178,997)	57,584	Housing and Communities	235,524	(181,024)	54,500
10,097	(6,793)	3,304	Performance and Partnerships	17,700	(13,944)	3,756
99,922	(72,690)	27,232	Planning , Transport and Environment	108,752	(75,835)	32,917
45,573	(25,730)	19,843	Resources	44,681	(23,421)	21,260
173,301	(52,256)	121,045	Social Services- Adults	169,349	(31,023)	138,326
100,358	(25,175)	75,183	Social Services- Children's	116,354	(21,344)	95,010
259	(4,484)	(4,225)	Summary Revenue Account	1,871	(952)	919
1,353,161	(649,304)	703,857	Net Cost of Services	1,415,274	(605,183)	810,091
42,523	0	42,523	Police and Crime Commissioner for South Wales	45,047	0	45,047
458	0	458	Community Council Precepts	495	0	495
18,632	0	18,632	Levies & Contributions	19,040	0	19,040
707	(1,965)	(1,258)	(Gain)/loss on sale of non-current assets	2,150	(4,622)	(2,472)
62,320	(1,965)	60,355	Other Operating Expenditure	66,732	(4,622)	62,110
34,127	(11)	34,116	Interest Payable on debt	34,193	0	34,193
22,180	0	22,180	Interest on net defined liability/(asset)	22,304	0	22,304
0	(388)	(388)	Interest & Investment Income	0	(3,825)	(3,825)
30,453	(12,658)	17,795	Income and Expenditure in relation to Investment Properties and changes in their fair value	15,315	(20,815)	(5,500)
0	0	0	Movement in Financial Instruments	0	(63)	(63)
86,760	(13,057)	73,703	Financing and Investment Income & Expenditure	71,812	(24,703)	47,109
0	(127,032)	(127,032)	Recognised Capital Grants & Contributions	0	(114,112)	(114,112)
0	(373,452)	(373,452)	Revenue Support Grant	0	(413,544)	(413,544)
0	(121,062)	(121,062)	Non-Domestic Rates	0	(131,182)	(131,182)
3,081	(240,341)	(237,260)	Council Tax Income	1,520	(248,520)	(247,000)
0	(6,022)	(6,022)	Donated Inventories	1,273	0	1,273
812	0	812	Tax expenses - Corporation Tax	374	(37)	337
3,893	(867,909)	(864,016)	Taxation & Non-Specific Grant Income	3,167	(907,395)	(904,228)

2021/22				2022/23		
Gross Expenditure £000	Gross Income £000	Net Expenditure £000		Gross Expenditure £000	Gross Income £000	Net Expenditure £000
1,506,134	(1,532,235)	(26,101)	(Surplus)/Deficit on Provision of Services	1,556,985	(1,541,903)	15,082
		(32,036)	(Surplus)/Deficit on revaluation of non current assets			(19,206)
		(90)	(Surplus)/Deficit on Financial Instrument Revaluation Reserve			20
		(307,373)	Remeasurement of the net defined benefit liability/(asset)			(726,020)
		0	Other gains/losses to be included in the Comprehensive Income and Expenditure			0
		(339,499)	Other Comprehensive Income & Expenditure			(745,206)
		(365,600)	Total Comprehensive Income & Expenditure			(730,124)

The 2021/22 breakdown of the Net Cost of Services has been amended to take account of the changes in structure in 2022/23

Group Movement in Reserves

	Council Fund Balance	Council Fund Earmarked Reserves	HRA Balance	HRA Earmarked Reserves	Capital Receipts Reserve	Capital Grants Unapplied	Total Usable Reserves	Unusable Reserves Council	Unusable Reserves - Group Entities	Total Authority Reserves
	£000	£000	£000	£000	£000	£000	£000	£000	£000	£000
Balance at 31 March 2021 carried forward	14,255	102,502	15,502	3,700	8,673	0	144,632	164,694	5,557	314,883
Movement in Reserves during 2021/22										
Surplus or (deficit) on the provision of Services	8,283	0	14,433	0	0	0	22,716	0	3,385	26,101
Other Comprehensive Income and Expenditure	0	0	0	0	0	0	0	339,499	0	339,499
Total Comprehensive Income and Expenditure	8,283	0	14,433	0	0	0	22,716	339,499	3,385	365,600
Adjustments between accounting basis & funding basis under regulations	40,225	0	(7,546)	0	(1,833)	6,972	37,818	(37,818)	0	0
Net Increase / (Decrease) before Transfers to/(from) Earmarked Reserves	48,508	0	6,887	0	(1,833)	6,972	60,534	301,681	3,385	365,600
Transfers to/(from) Earmarked Reserves	(48,508)	48,508	(6,887)	6,887	0	0	0	0	0	0
Increase / (Decrease) in 2021/22	0	48,508	0	6,887	(1,833)	6,972	60,534	301,681	3,385	365,600
Balance at 31 March 2022 carried forward	14,255	151,010	15,502	10,587	6,840	6,972	205,166	466,375	8,942	680,483
Movement in Reserves during 2022/23										
Surplus or (deficit) on the provision of Services	(64,723)	0	48,245	0	0	0	(16,478)	0	1,396	(15,082)
Other Comprehensive Income and Expenditure	0	0	0	0	0	0	0	745,206	0	745,206
Total Comprehensive Income and Expenditure	(64,723)	0	48,245	0	0	0	(16,478)	745,206	1,396	730,124
Adjustments between accounting basis & funding basis under regulations	63,226	0	(46,412)	0	840	0	17,654	(17,654)	0	0
Net Increase / (Decrease) before Transfers to/(from) Earmarked Reserves	(1,497)	0	1,833	0	840	0	1,176	727,552	1,396	730,124
Transfers to/(from) Earmarked Reserves	1,497	(1,497)	(1,833)	1,833	0	0	0	0	0	0
Increase / (Decrease) in 2022/23	0	(1,497)	0	1,833	840	0	1,176	727,552	1,396	730,124
Balance at 31 March 2023 carried forward	14,255	149,513	15,502	12,420	7,680	6,972	206,342	1,193,927	10,338	1,410,607

Group Balance Sheet

31 March 2022		31 March 2023
£000		£000
2,016,110	Property, Plant & Equipment including Infrastructure Assets	2,115,149
58,849	Heritage Assets	67,955
150,718	Investment Properties	167,560
1,135	Intangible Non-Current Assets including AUC	1,098
705	Long-term Investments	2,155
10,906	Long-term Debtors	11,772
584	Deferred tax asset	210
2,239,007	Total Long-Term Assets	2,365,899
212,912	Short-term Investments	97,248
0	Assets Held for Sale	4,000
12,170	Inventories	10,980
185,213	Short-term Debtors	191,228
34,527	Cash and Cash Equivalents	66,773
444,822	Total Current Assets	370,229
(31,311)	Short-term Borrowing	(12,850)
(181,722)	Short-term Creditors	(141,494)
(1,035)	Pension Strain	(1,737)
(4,977)	Provisions	(3,945)
(4,277)	Deferred Liabilities	(3,985)
(223,322)	Total Current Liabilities	(164,011)
(832,819)	Long Term Borrowing	(850,737)
(24,988)	Provisions	(25,429)
(10,351)	Deferred Liabilities	(10,010)
(16,521)	Revenue Grants Receipts in Advance	(8,020)
(17,404)	Capital Grants Receipts in Advance	(28,715)
(22,388)	Capital Contributions Receipts in Advance	(31,296)
(1,296)	Pension Strain	(494)
(854,255)	Net Pensions Liability	(206,809)
0	Deferred Tax Liability	0
(1,780,022)	Total Long-Term Liabilities	(1,161,510)
680,485	NET ASSETS	1,410,607
	Financed by:	
14,255	Council Fund Balance	14,255
151,012	Council Fund Earmarked Reserves	149,513
15,502	Housing Revenue Account Balance	15,502
10,587	Housing Revenue Account Earmarked Reserves	12,420
6,840	Capital Receipts Reserve	7,680
6,972	Capital Grants Unapplied	6,972
205,168	Usable Reserves	206,342
349,693	Revaluation Reserve	366,462
977,282	Capital Adjustment Account	1,046,902
5,003	Deferred Capital Receipts	66
4,540	Financial Instruments Revaluation Reserve	4,519
(867,671)	Pensions Reserve	(220,374)

31 March 2022		31 March 2023
£000		£000
(17,054)	Accumulated Absences Adjustment Account	(16,978)
9,234	Donated Inventories	7,961
14,290	Reserves (Group Entities)	15,707
475,317	Unusable Reserves	1,204,265
680,485	TOTAL RESERVES	1,410,607

Group Cash Flow

2021/22		2022/23
£000		£000
(26,101)	Net (Surplus) /Deficit on the provision of services	15,082
(235,082)	Adjustments to net surplus or deficit on the provision of services for non-cash movements	(106,819)
129,979	Adjustments for items included in the net surplus or deficit on the provision of services that are investing and financing activities	(836,436)
(131,204)	Net cash flows from operating activities	(928,173)
191,372	Purchase of property, plant and equipment, investment property and intangible assets	197,805
111,150	Purchase of short-term and long-term Investments	837,720
15,560	Other payments for investing activities	(10,220)
(2,649)	Proceeds from the sale of property, plant and equipment, investment property and intangible assets	(10,115)
(126,516)	Capital Grants and Contributions	(121,623)
188,917	Net cash flows from investing activities	893,567
(72,479)	Cash receipts from short-term and long-term borrowing	(31,694)
(2,487)	Other receipts from financing activities	10,604
2,233	Cash payments for the reduction of outstanding liabilities relating to finance leases	680
27,533	Repayments of short-term and long-term borrowing	22,770
(45,200)	Net cash flows from financing activities	2,360
12,513	Net (increase)/ decrease in cash and cash equivalents	(32,246)
47,040	Cash and cash equivalents at the beginning of the reporting period	34,527
34,527	Cash and cash equivalents at the end of the reporting period	66,773

Notes to Group Accounts

The following notes to the Group Accounts provide additional information in relation to Cardiff Bus. Further information can be found in the accounts of Cardiff City Transport Services Ltd (Cardiff Bus) company number 02001229.

1. Remuneration

The number of Cardiff Bus employees whose remuneration is over £60,000 per annum is disclosed below.

Number of Employees	Remuneration band £	Number of Employees
2021/22		2022/23
1	60,000-69,999	0
0	70,000-74,999	0
1	75,000-79,999	1
3	80,000-84,999	3
0	85,000-139,999	0
1	140,000-144,999	1
6	Total	5

2. Related Parties Disclosures

Related party transactions and balances of the group are as contained in note 10 to the single entity financial statements. Cardiff Bus have separately recognised related party transactions between itself and the Council, and also between itself and its own subsidiary, but not between itself and any other organisations.

3. Exceptional Items

There are no exceptional items included in the Group Accounts.

4. Financial Instruments

In addition to the financial instrument disclosures in the single entity accounts it should be noted that the Council's shareholding in Cardiff Bus ceases to be a financial instrument, as the group balance sheet includes the net assets of the subsidiary and their corresponding net worth.

5. Prior Period Adjustment

There are no prior period adjustments.



Trust Funds



CRYFACH
TECACH
GWYRDDACH

STRONGER
FAIRER
GREENER



Trust Funds

During 2022/23, the Corporate Director Resources had financial responsibility for a number of charities. Although their financial administration is integrated with that of the Council, the charities are legally separate from it. Separate financial statements are produced for each, which are in accordance with applicable accounting standards and the Statement of Recommended Practice on Accounting by Charities, published by the Charity Commissioners.

The charities are managed, and expenditure is approved in accordance with criteria set out in the governing document of each one.

The Council is the sole trustee of the following charities, the purposes of which are outlined below. Numbers in brackets are the charity registration numbers.

Llandaff War Memorial Fund (219060) – Upkeep of the war memorial at Llandaff.

Maindy Park Foundation (524137) – Recreation or other leisure-time occupation for the benefit of the inhabitants of the City of Cardiff with the object of improving the conditions of life for those inhabitants.

Cardiff Further Education Trust Fund/Craddock Wells Trust (525512) – Provision of premises for educational purposes and grants to eligible students. The property provided by the trust is used by the Council as the site for Cardiff High School.

Heath Public Recreation or Pleasure Ground (524135) – Land is held as a public recreation and pleasure ground. There are no balances or income and expenditure for this trust.

King George's Field the Heath (1140393) – Land to be used to provide a public playing field. There are no balances or income and expenditure for this trust.

Playing Field (524139) – Land is held for educational use. There are no balances or income and expenditure for this trust.

Norwegian Church Preservation Trust (519831) – Assets of the Norwegian Church Preservation Trust (NCPT) have been transferred to the Norwegian Church Cardiff Bay charity, a non-Council charity. NCPT charity pending formal closure. There are no balances or income and expenditure for this trust.

The accounts for the Cardiff Further Education Trust are required by the Charity Commission to be independently examined. The accounts for the year ended 31 March 2023 have yet to be examined.

The Council administers the following charities, the purposes of which are outlined below: -

R Fice Memorial Trust (702695) – Provide financial assistance to those playing brass instruments.

The Howardian Trust (1019801) – Provide financial support to young people in the former catchment area of Howardian High School.

A financial summary, where relevant, for each fund follows. Detailed financial statements may be obtained from:

Christopher Lee
Corporate Director Resources
County Hall
Cardiff
CF10 4UW

	Balance as at 31 March 2022 £	Income £	Expenditure £	Asset Revaluation £	Balance as at 31 March 2023 £
Funds for which the Council is Sole Trustee					
Llandaff War Memorial Fund	(1,408)	(47)	11	0	(1,444)
Maindy Park Foundation	(79,384)	(1,659)	11	0	(81,032)
Cardiff Further Education Trust/Craddock Wells	(24,849,249)	(156,662)	17,541	218,485	(24,769,885)
Total funds for which the Council is Sole Trustee	(24,930,041)	(158,368)	17,563	218,485	(24,852,361)
Funds administered by the Council					
R Fice Memorial Trust	(63,938)	(2,267)	2,173	3,894	(60,138)
The Howardian Trust	(39,589)	(919)	0	2,493	(38,015)
Total funds which are administered by the Council	(103,527)	(3,186)	2,173	6,387	(98,153)
Total	(25,033,568)	(161,554)	19,736	224,872	(24,950,514)

There will be differences in the income and expenditure figures quoted above compared to those included in the return to the Charity Commission. The figures above are calculated on an accruals basis whereas the returns are calculated on a cash basis.



Cardiff Harbour Authority



CRYFACH
TECACH
GWYRDDACH

STRONGER
FAIRER
GREENER



Narrative Report

Introduction

This document presents the Statement of Accounts for Cardiff Harbour Authority. Section 42(1) of the Harbours Act 1964 sets out that statutory undertakings, such as local authorities that have functions of maintaining, improving or managing a harbour are required to prepare an annual statement of accounts relating to the harbour activities. The financial statements that follow are an extract from the accounts of the County Council of the City and County of Cardiff and have been prepared in line with International Financial Reporting Standards (IFRS) as well as the requirements of the Companies Act 2006.

This narrative report replaces the Director's report required by the Companies Act 2006.

Annual Governance Statement

The Harbour Authority is not a separate entity to the Council and the financial transactions and systems, governance and controls of the Harbour Authority are integrated into those of the Council.

Agreement

By an Agreement dated 27 March 2000 made pursuant to and for the purposes of section 165 of the Local Government Planning and Land Act 1980 (as amended), the Council agreed to take responsibility for and to discharge the Harbour Authority undertaking and obligations in regard to the bay and the outer Harbour, under the terms of the Cardiff Bay Barrage Act 1993.

The Agreement has since been varied by Deeds of Variation between the Welsh Ministers and Council, with the latest dated 24 May 2022.

Review of the Financial Year

For the financial year 2022/23, the Council worked with Welsh Government to identify pressures around increases in materials, contractors, energy prices, as well as historical shortfalls in service level agreement budgets and to agree on an appropriate budget arrangement for Asset Renewal. The Welsh Government agreed Fixed Costs funding of £5.374 million and Asset Renewal of £26,000. Additional Asset Renewal funding of £521,000 was awarded to cover upgrade works on the Senedd Boardwalk and to upgrade works to control system, resulting in a total approved budget of £5.921 million.

The outturn position included overspends on maintenance dredging, groundwater control and barrage maintenance reflecting materials and contractor price increases. These variances were mitigated by additional income from Harbour dues, site fees and car parking.

The financial deficit after accounting adjustments for the year ended 31 March 2023 was £2.683 million (£2.649 million in 2021/22).

Total capital expenditure incurred during the year was £571,000 and included purchase and installation of boardwalk decking, upgrading barrage control equipment and purchase of asset management software.

Key Achievements

The Harbour Authority action plan and performance indicators, which form part of the Business Plan, reported to the Welsh Government include:

- A continuation of the water safety project to warn of the dangers of swimming and tombstoning in the Bay. An online film with workshops via Theatre Na Nog, supported by Arts and Business Culture Step grant was delivered.
- Three Green Flag Awards were retained at the: Barrage, Cardiff Bay Wetlands and Flat Holm Island.
- ISO14001 audit resulting in retention of the award for ensuring excellent environmental management.
- 350 tonnes of waste removed from the rivers and safely disposed throughout the year.
- 76,624 Cardiff Bay Wetlands users throughout the year.
- 1,108,742 Barrage users throughout the year.
- 25,980 Social Media followers across Facebook, Twitter and Instagram accounts.
- 99% compliance on Dissolved Oxygen performance.
- Delivery of the Cardiff 10k run and Cardiff Half Marathon.
- More than 1,500 youth and school sailing sessions at Cardiff Sailing Centre.
- Development of a PhD proposal with Cardiff University and the Water Research Institute to investigate environmental challenges to Cardiff Bay and inform the future need for the aeration system.

Guide to the Financial Statements

The main statements provided are shown in the pages that follow along with supporting notes. Cash flows of the Harbour Authority are integrated with those of the Council. A Cash Flow Statement has not been provided, in accordance with Section 396 of the Companies Act 2006.

Comprehensive Income and Expenditure Statement

Provides information on how the Harbour Authority has performed throughout the year and as a result, whether or not their operations have resulted in a surplus or a deficit. The Harbour Authority has operated within budget but statutory adjustments including capital charges are the reason the Comprehensive Income and Expenditure Statement is showing a deficit.

Balance Sheet

Provides a 'snapshot' of the Harbour Authority's assets, liabilities, cash balances and reserves at the year-end date.

Statement of Responsibilities for the Financial Statements and Corporate Director Resources Certificate

The Corporate Director Resources Responsibilities

The Corporate Director Resources is responsible for the preparation of the Statement of Accounts in accordance with the requirements of the Harbours Act 1964.

In preparing these financial statements, the Corporate Director Resources has:

- selected suitable accounting policies and then applied them consistently except where policy changes have been noted in these accounts.
- made judgements and estimates that were reasonable and prudent.

The Corporate Director Resources has also:

- kept proper accounting records which were up to date.
- taken reasonable steps for the prevention and detection of fraud and other irregularities.

The Corporate Director Resources Certificate

The financial statements for the Cardiff Harbour Authority give a true and fair view of its income and expenditure for the financial year 2022/23 and financial position of the Harbour Authority at 31 March 2023.

Christopher Lee
Corporate Director Resources

Date:

The Independent Auditor's Report of the Auditor General for Wales to those charged with governance of Cardiff Harbour Authority

Opinion on financial statements

I have audited the financial statements of Cardiff Harbour Authority for the year ended 31 March 2023 under the Public Audit (Wales) Act 2004.

The Cardiff Harbour Authority's financial statements comprise the Comprehensive Income and Expenditure Statement, the Balance Sheet and related notes.

The financial reporting framework that has been applied in their preparation is applicable law and the International Financial Reporting Standards (IFRSs).

In my opinion, in all material respects, the financial statements:

- give a true and fair view of the financial position of Cardiff Harbour Authority as at 31 March 2023 and of its income and expenditure for the year then ended; and
- have been properly prepared in accordance with legislative requirements and international accounting standards.

Basis of opinion

I conducted my audit in accordance with applicable law and International Standards on Auditing in the UK (ISAs (UK)) and Practice Note 10 'Audit of Financial Statements of Public Sector Entities in the United Kingdom'. My responsibilities under those standards are further described in the auditor's responsibilities for the audit of the financial statements section of my report.

My staff and I are independent of Cardiff Harbour Authority in accordance with the ethical requirements that are relevant to my audit of the financial statements in the UK including the Financial Reporting Council's Ethical Standard, and I have fulfilled my other ethical responsibilities in accordance with these requirements. I believe that the audit evidence I have obtained is sufficient and appropriate to provide a basis for my opinion.

Conclusions relating to going concern

In auditing the financial statements, I have concluded that the use of the going concern basis of accounting in the preparation of the financial statements is appropriate.

Based on the work I have performed, I have not identified any material uncertainties relating to events or conditions that, individually or collectively, may cast significant doubt on Cardiff Harbour Authority's ability to continue to adopt the going concern basis of accounting for a period of at least twelve months from when the financial statements are authorised for issue.

My responsibilities and the responsibilities of the responsible financial officer with respect to going concern are described in the relevant sections of this report.

Other Information

The other information comprises the information included in the annual report other than the financial statements and my auditor's report thereon. The Responsible Financial Officer is responsible for the other information contained within the narrative report. My opinion on the financial statements does not cover the other information and, except to the extent otherwise explicitly stated in my report, I do not express any form of assurance conclusion thereon.

My responsibility is to read the other information and, in doing so, consider whether the other information is materially inconsistent with the financial statements or knowledge obtained in the course of the audit, or otherwise appears to be materially misstated. If I identify such material inconsistencies or apparent material misstatements, I am required to determine whether this gives rise to a material misstatement in the financial

statements themselves. If, based on the work I have performed, I conclude that there is a material misstatement of this other information, I am required to report that fact.

I have nothing to report in this regard.

Opinion on other matters

In my opinion, based on the work undertaken in the course of my audit:

- the information contained in the Narrative Report for the financial year for which the financial statements are prepared is consistent with the financial statements and related notes.

Matters on which I report by exception

In the light of the knowledge and understanding of Cardiff Harbour Authority and its environment obtained in the course of the audit, I have not identified material misstatements in the Narrative Report.

I have nothing to report in respect of the following matters, which I report to you, if, in my opinion:

- I have not received all the information and explanations I require for my audit;
- adequate accounting records have not been kept, or returns adequate for my audit have not been received from branches not visited by my team; or
- the financial statements are not in agreement with the accounting records and returns.

Responsibilities of the responsible financial officer for the financial statements

As explained more fully in the Statement of Responsibilities for the Statement of Accounts, the responsible financial officer is responsible for:

- the preparation of the statement of accounts which give a true and fair view and comply with proper practices;
- maintaining proper accounting records;
- internal controls as the responsible financial officer determines is necessary to enable the preparation of statements of accounts that are free from material misstatement, whether due to fraud or error;
- assessing Cardiff Harbour Authority's ability to continue as a going concern, disclosing as applicable, matters related to going concern and using the going concern basis of accounting unless the responsible financial officer anticipates that the services provided by Cardiff Harbour Authority will not continue to be provided in the future.

Auditor's responsibilities for the audit of the financial statements

My responsibility is to audit the financial statements in accordance with the Public Audit (Wales) Act 2004.

My objectives are to obtain reasonable assurance about whether the financial statements as a whole are free from material misstatement, whether due to fraud or error, and to issue an auditor's report that includes my opinion. Reasonable assurance is a high level of assurance but is not a guarantee that an audit conducted in accordance with ISAs (UK) will always detect a material misstatement when it exists. Misstatements can arise from fraud or error and are considered material if, individually or in the aggregate, they could reasonably be expected to influence the economic decisions of users taken on the basis of these financial statements.

Irregularities, including fraud, are instances of non-compliance with laws and regulations. I design procedures in line with my responsibilities, outlined above, to detect material misstatements in respect of irregularities, including fraud.

My procedures included the following:

- enquiring of management, and those charged with governance, including obtaining and reviewing supporting documentation relating to Cardiff Harbour Authority's policies and procedures concerned with:
 - identifying, evaluating and complying with laws and regulations and whether they were aware of any instances of non-compliance;
 - detecting and responding to the risks of fraud and whether they have knowledge of any actual, suspected or alleged fraud; and
 - the internal controls established to mitigate risks related to fraud or non-compliance with laws and regulations.
- considering as an audit team how and where fraud might occur in the financial statements and any potential indicators of fraud. As part of this discussion, I identified potential for fraud in the following areas: revenue recognition, expenditure recognition, posting of unusual journals;
- obtaining an understanding of Cardiff Harbour Authority's framework of authority as well as other legal and regulatory frameworks that Cardiff Harbour Authority operates in, focusing on those laws and regulations that had a direct effect on the financial statements or that had a fundamental effect on the operations of Cardiff Harbour Authority; and
- obtaining an understanding of related party relationships

In addition to the above, my procedures to respond to identified risks included the following:

- reviewing the financial statement disclosures and testing to supporting documentation to assess compliance with relevant laws and regulations discussed above;
- enquiring of management and the Governance and Audit Committee about actual and potential litigation and claims;
- reading minutes of meetings of those charged with governance, the Cabinet and Council;
- in addressing the risk of fraud through management override of controls, testing the appropriateness of journal entries and other adjustments; assessing whether the judgements made in making accounting estimates are indicative of a potential bias; and evaluating the business rationale of any significant transactions that are unusual or outside the normal course of business.

I also communicated relevant identified laws and regulations and potential fraud risks to all audit team members and remained alert to any indications of fraud or non-compliance with laws and regulations throughout the audit.

The extent to which my procedures are capable of detecting irregularities, including fraud, is affected by the inherent difficulty in detecting irregularities, the effectiveness of Cardiff Harbour Authority's controls, and the nature, timing and extent of the audit procedures performed.

A further description of the auditor's responsibilities for the audit of the financial statements is located on the Financial Reporting Council's website www.frc.org.uk/auditorsresponsibilities. This description forms part of my auditor's report.

Other auditor's responsibilities

I communicate with those charged with governance regarding, among other matters, the planned scope and timing of the audit and significant audit findings, including any significant deficiencies in internal control that I identify during my audit.

Certificate of completion of audit

I certify that I have completed the audit of the accounts of Cardiff Council in accordance with the requirements of the Public Audit (Wales) Act 2004 and the Auditor General for Wales' Code of Audit Practice.

Adrian Crompton
Auditor General for Wales

1 Capital Quarter
Tyndall Street
Cardiff, CF10 4BZ

Accounting policies used when formulating the accounts

In accordance with the Accounts and Audit (Wales) Regulations 2014, this Statement of Accounts summarises the Harbour Authority's transactions for the 2022/23 financial year and its financial position at 31 March 2023. The accounts are prepared in accordance with International Financial Reporting Standards (IFRS). A number of the accounting policies used in preparing these accounts, along with any critical assumptions and sources of estimation used are the same as those for the accounts of the Council. Whilst these are not replicated in full, the key policies applied are below:

1. Accruals of Income and Expenditure

Activity is accounted for in the year that it takes place, not when the cash payments are made or received. Where income and expenditure have been recognised, but cash has not been received or paid, a debtor or creditor for the relevant amount is recorded in the Balance Sheet. There is a de minimis threshold of £500 under which income and expenditure may not be accrued.

2. Employee Benefits Payable during Employment

Short-term employee benefits such as wages and salaries, paid annual leave, sick leave and expenses are paid on a monthly basis and reflected as expenditure on an accruals basis within the Employees expenditure line in the Comprehensive Income and Expenditure Statement.

3. Grants and Contributions

Grants and other contributions are accounted for on an accruals basis and recognised when:

- there is reasonable assurance that the Authority will comply with the conditions for their receipt and
- there is reasonable assurance that the grant or contribution will be received.

Revenue

Grants, for which conditions have not yet been satisfied, are carried in the Balance Sheet as Revenue Grants Receipts in Advance. When conditions have been satisfied, the grant or contribution is credited to Income in the Comprehensive Income and Expenditure Statement. Where there is no longer any reasonable assurance that the conditions will be met, sums received will not be recognised as a receipt of grant but as a repayment due to the awarding body and held on the Balance Sheet as a liability if it remains unpaid.

Capital

Grants and contributions that are applied in the year to fund capital schemes are treated as revenue income and credited to the Comprehensive Income and Expenditure Statement. Where a specific Capital grant or contribution has been received but remains unapplied, this is deemed to represent a condition and is shown as a Creditor.

4. Inventories

Inventories are measured and held at the lower of cost or net realisable value. When such inventories are sold, exchanged or distributed, the carrying amount is recognised as expenditure.

5 *Overheads and Support Services Costs*

Cardiff Council makes recharges in respect of the cost of support services to the Harbour Authority. The total absorption costing principle is used so that the full cost of overheads and support services are shared between users in proportion to the benefits received.

6 *Non-Current Assets*

Property, Plant, Equipment

These assets are those that have physical substance used in the production or supply of goods or services, those intended to be held indefinitely, those used for the promotion of culture and knowledge and those expected to be used during more than one financial year.

Investment Properties

Investment properties are those held solely to earn rentals and/or for capital appreciation such as; ground leases, land held for future development as strategic sites and other land and buildings that meet Investment property criteria.

Intangible Non-Current Assets

Intangible assets are those that do not have physical substance but are identifiable and controlled by the Harbour authority. In the case of Computer software and licences, these will be capitalised where they relate to the enhancement or development of systems, expenditure on which is deemed to generate long-term economic benefits to the Council in the form of savings and improvements in service delivery.

Recognition:

Expenditure on the acquisition, creation or enhancement of such assets is capitalised on an accruals basis. All expenditure incurred on existing assets is assumed to result in enhancement of the asset and will be shown in the accounts as an addition to the asset.

The Harbour Authority recognises heritage assets where it may have incurred separately identifiable expenditure on their acquisition or preservation at historic cost or where it has information on the value of the asset.

Once assets have fully depreciated, they are disposed of and the carrying value is removed from the asset register.

Measurement:

Assets are initially measured at cost, comprising all expenditure that is directly attributable to bringing the specific asset into working condition for its intended use, excluding borrowing costs which are not capitalised. These assets are then carried in the Balance Sheet using the following measurement bases:

Asset Type	Measurement	Range of Remaining Useful Lives
Assets under Construction	Depreciated Historical Cost	n/a
Buildings	Existing Use or Depreciated Replacement Cost	10-90
Community Assets	Depreciated Historical Cost	n/a
Heritage Assets	Historic Cost and only measured at fair value where the benefits of doing so outweigh the costs	n/a
Infrastructure *	Depreciated Historical Cost	1-117
Intangible Assets	Amortised Historical Cost	3-7
Investment Properties	Fair Value	n/a
Surplus Assets	Fair Value	n/a
Vehicles, Plant, Furniture & Equipment	Depreciated Historical Cost	1-14

* Included within Infrastructure is the Cardiff Bay Barrage which is being depreciated over the design life of 120 years.

Revaluations:

Land and buildings are revalued as part of a three year rolling programme.

Investment Properties and Surplus Assets are reviewed annually for any material changes as a result of the overall Market with a formal revaluation of Investment properties at least every two years.

Increases in valuations are matched by credits to the Revaluation Reserve to recognise unrealised gains. Exceptionally, gains might be credited to the Comprehensive Income and Expenditure Statement where they arise from the reversal of a loss previously charged to expenditure.

The Revaluation Reserve contains revaluation gains recognised since 1 April 2007 only; the date of its formal implementation.

Charges to Revenue for Non-Current Assets:

The Capital charges line on the Harbour Authority Comprehensive Income and Expenditure Statement is debited with the following amounts to record the cost of holding assets during the year:

- depreciation attributable to the assets
- impairment and revaluation losses on assets where there are no accumulated gains in the Revaluation Reserve against which the losses can be written off.

The Harbour Authority does not receive grants for depreciation or any other accounting adjustments for non-current assets.

Impairment and Downward Revaluation:

Assets are assessed at each year-end as to whether there is any indication that an asset may be impaired in value, either due to a significant reduction in service potential or significant permanent market value reduction. Where a material change in value is identified, the accounting treatment is as follows:

- where there is a balance of revaluation gains for the asset in the Revaluation Reserve, the carrying amount of the asset is written down against that balance, up to the amount of the accumulated gains
- thereafter, or if there is no balance in the Revaluation Reserve, the carrying amount of the asset is written down against the relevant service line(s) in the Comprehensive Income and Expenditure Statement.

Where an impairment loss is reversed subsequently, the reversal is credited to the Capital charges line in the Comprehensive Income and Expenditure Statement, up to the amount of the original loss, adjusted for depreciation that would have been charged if the loss had not been recognised.

Depreciation:

Depreciation is provided for on all Property, Plant and Equipment assets by an allocation of their depreciable amounts over their estimated useful lives. An exception is made for assets without a determinable finite useful life (i.e., freehold land, heritage and community assets) as well as assets that are not yet available for use (i.e., assets under construction).

7. Reserves

The Harbour Authority holds a general reserve for accumulated operational surpluses and deficits and a revaluation reserve to manage the accounting processes for non-current assets.

8. Value Added Tax

The Harbour Authority does not have a separate VAT registration to the Council and apart from certain cases where the Harbour Authority funds supplies of goods or services to other persons or organisations, the Harbour Authority is reimbursed for VAT. These accounts have been prepared exclusive of VAT, except where deemed irrecoverable.

Comprehensive Income and Expenditure Statement

2021/22		2022/23
£000		£000
	Expenditure	
2,975	Employees	3,121
1,354	Premises	1,357
120	Transport	129
1,601	Supplies and Services	2,165
434	Support Services	384
3	Third Party Payments	5
2,826	Capital Charges	2,844
9,313	Total Expenditure	10,005
	Income	
(4,979)	Government Grants	(5,673)
(704)	Capital Grants Applied	(460)
(981)	Fees and Charges	(1,189)
(6,664)	Total Income	(7,322)
2,649	Net Expenditure for the Year	2,683

Balance Sheet

31 March 2022		Note	31 March 2023
£000			£000
162,304	Property, Plant and Equipment incl Infrastructure Assets	2	159,989
56	Heritage Assets	2	56
123	Intangible Assets	2	249
483	Investment Properties	2	425
162,966	Total Long Term Assets		160,719
437	Inventory	3	444
2,719	Debtors	4	137
(2,995)	Cash		(399)
161	Total Current Assets		182
(900)	Creditors	5	(1,275)
(900)	Total Current Liabilities		(1,275)
162,227	Net Assets		159,626
	Funded by:		
150,889	General Reserve	1	148,206
11,338	Revaluation Reserve	1	11,420
162,227	Total Reserves		159,626

Notes to the Financial Statements

1. Reserves

Held within the General Reserve is an earmarked amount reserved for project activities and contingencies. This amount is £130,000 as at 31 March 2023 (£104,000 as at 31 March 2022).

2021/22			2022/23	
General Reserve £000	Revaluation Reserve £000		General Reserve £000	Revaluation Reserve £000
153,538	4,489	Balance as at 1 April	150,889	11,338
(2,649)	6,849	Movements in Reserves	(2,683)	82
150,889	11,338	Balance as at 31 March	148,206	11,420

2. Movements in Property, Plant, Equipment & Other Long-Term Assets

Long term assets are primarily Property, Plant and Equipment, with movements analysed in the table that follows.

Property, Plant and Equipment	Other Land & Buildings	Vehicles, Plant & Equipment	Community Assets	Surplus Assets	Assets under construction	Total Property, Plant & Equipment	Investment Properties	Heritage Assets	Intangible Assets
Movements in Cost or Value	£000	£000	£000	£000	£000	£000	£000	£000	£000
1 April 2021	6,577	1,403	1,103	43	0	9,126	333	56	79
Additions	0	471	0	0	105	576	0	0	89
Revaluations Increases/(Decreases) recognised in the RR	6,696	0	0	0	0	6,696	0	0	0
Revaluations Increases/(Decreases) recognised in the SDPS	(14)	0	0	0	0	(14)	0	0	0
Derecognition - Disposals	0	(155)	0	0	0	(155)	0	0	0
Other Reclassifications - Transfers	(150)	0	0	0	0	(150)	150	0	0
At 31 March 2022	13,109	1,719	1,103	43	105	16,079	483	56	168
Additions	0	(17)	0	0	434	417	0	0	180
Revaluations Increases/(Decreases) recognised in the RR	36	0	0	0	0	36	0	0	0
Revaluations Increases/(Decreases) recognised in the SDPS	18	0	0	0	0	18	(58)	0	0
Derecognition - Disposals	0	(161)	0	0	0	(161)	0	0	0
Other Reclassifications - Transfers	0	0	0	0	0	0	0	0	0

Property, Plant and Equipment	Other Land & Buildings	Vehicles, Plant & Equipment	Community Assets	Surplus Assets	Assets under construction	Total Property, Plant & Equipment	Investment Properties	Heritage Assets	Intangible Assets
Movements in Cost or Value	£000	£000	£000	£000	£000	£000	£000	£000	£000
At 31 March 2023	13,163	1,541	1,103	43	539	16,389	425	56	348
Movements in Depreciation/Impairment									
1 April 2021	216	812	0	0	0	1,028	0	0	16
Depreciation Charge	224	206	0	0	0	430	0	0	29
Depreciation written out to the RR	(153)	0	0	0	0	(153)	0	0	0
Depreciation written out to the SDPS	(62)	0	0	0	0	(62)	0	0	0
Derecognition - Disposals	0	(155)	0	0	0	(155)	0	0	0
At 31 March 2022	225	863	0	0	0	1,088	0	0	45
Depreciation Charge	228	181	0	0	0	409	0	0	54
Depreciation written out to the RR	(47)	0	0	0	0	(47)	0	0	0
Depreciation written out to the SDPS	(17)	0	0	0	0	(17)	0	0	0
Derecognition - Disposals	0	(161)	0	0	0	(161)	0	0	0
At 31 March 2023	389	883	0	0	0	1,272	0	0	99
Net Book Value:									
At 31 March 2022	12,884	856	1,103	43	105	14,991	483	56	123
At 31 March 2023	12,774	658	1,103	43	539	15,117	425	56	249

2021/22	Net Book Value	2022/23
147,313	Infrastructure Assets	144,872
14,991	Other PPE Assets	15,117
483	Investment Properties	425
56	Heritage Assets	56
123	Intangible Assets	249
162,966	Total Assets	160,719

In accordance with the Temporary Relief offered by the update to the Code on infrastructure assets this note does not include disclosure of gross cost and accumulated depreciation for infrastructure assets because historical reporting practices and resultant information deficits mean that this would not faithfully represent the asset position to the users of the financial statements.

As detailed in the revised guidance applicable to all authorities, the authority has chosen not to disclose this information as the previously reported practices and resultant information deficits mean that gross cost and accumulated depreciation are not measured accurately and would not provide the basis for the users of the financial statements to take economic or other decisions relating to infrastructure assets.

The authority has determined in accordance with Regulation 24L Wales of the Local Authorities (Capital Finance and Accounting) (Wales) Regulations 2003 (as amended) that the carrying amounts to be derecognised for infrastructure assets when there is replacement expenditure, is nil.

The Infrastructure Assets Net Book Value is as follows:

2021/22 £000	Infrastructure Assets	2022/23 £000
149,691	Net Book Value at 1 April	147,313
39	Additions	(26)
(2,417)	Depreciation	(2,415)
0	Other movements in cost (Reclassification)	0
147,313	Net Book Value at 31 March	144,872

3. Inventory

31 March 2022 £000		31 March 2023 £000
434	Balance as at 1 April	437
3	Stock adjustment	7
437	Balance as at 31 March	444

4. Debtors

31 March 2022 £000		31 March 2023 £000
2,649	Central Government Bodies	90
70	Trade Receivables	47
2,719	Total Debtors	137

5. Creditors

31 March 2022 £000		31 March 2023 £000
(133)	Central Government Bodies	(35)
(767)	Trade Payables	(1,240)
(900)	Total Creditors	(1,275)



Glossary of Accounting Terms



CRYFACH
TECACH
GWYRDDACH

STRONGER
FAIRER
GREENER



GWYBODAETHYD
GWYBODAETHYD
GWYBODAETHYD

Knowledge of basic accountancy terminology is assumed. However, there are certain specialist terms related to local government finance, which are described below:

Accruals Basis

The accruals principle is that income is recorded when the goods or services are provided rather than when the payment is received, and expenses are recorded when goods or services are received rather than when the payment is made.

Actuarial Gains and Losses

For a defined benefit pension's scheme, the changes in actuarial deficits or surpluses that arise because events have not coincided with the actuarial assumptions made for the last valuation, or the actuarial assumptions have changed.

Agency Services

The provision of services or functions, which are the responsibility of one Authority or public body, by another. The policy and financial resources are set by the principal Authority and implemented by the agent Authority.

Assets Held for Sale

Assets meeting all the criteria of: - immediately available for sale, where the sale is highly probable, actively marketed and expected to be sold within 12 months.

Asset under Construction

An asset that is not yet complete.

Borrowing

Loans taken out taken out by the Council to pay for capital expenditure or for the prudent management of the Council's financial affairs.

Capital Adjustment Account

The Account accumulates (on the debit side) the write-down of the historical cost of non-current assets as they are consumed by depreciation and impairments or written off on disposal. It accumulates (on the credit side) the resources that have been set aside to finance capital expenditure. The same process applies to capital expenditure that is only capital by statutory definition (revenue expenditure funded by capital under statute). The balance on the account thus represents timing differences between the amount of the historical cost of non-current assets that has been consumed and the amount that has been financed in accordance with statutory requirements.

Capital Expenditure

Capital expenditure pays for improvements to existing and new assets used in the delivery of Council services as well as other items determined by Regulation. Capital resources are scarce, costly and also have long term revenue implications over many years and even generations where capital expenditure is funded by borrowing. Hence the requirement of the Prudential Code to ensure what is charged as Capital Expenditure is Prudent, Sustainable and Affordable.

The statutory definition of capital expenditure is given in the Local Government Act 2003, the Local Authorities (Capital Finance) Regulations 2003 and 2004 amended. Statute relies on the accounting measurement of cost in IAS 16 to determine whether expenditure is eligible to be capitalised or whether it should be treated as revenue expenditure. Key to what is eligible as capital spend are the following words in IAS 16 - 'Costs directly attributable to bringing the specific asset into working condition for its intended use'.

Capital Financing Requirement

A Council's underlying need to borrow for a capital purpose. It measures capital expenditure incurred but not yet financed by the receipt of grants, contributions and charges to the revenue account via a prudent minimum revenue provision.

Capital Receipts

Income from the sale of capital assets that can be used to fund new capital expenditure schemes or reduce the underlying need to borrow. Capital receipts cannot be used to fund revenue expenditure, unless they relate to the costs of securing disposal or where a ministerial permission allows.

Carrying Amount

The Balance Sheet value recorded of either an asset or a liability.

Cash and Cash Equivalents

Sums of money available for immediate use and deposits with financial institutions repayable without penalty on notice of not more than 24 hours.

Chartered Institute of Public Finance & Accountancy (CIPFA)

CIPFA is the leading professional accountancy body which determines accounting standards and reporting standards to be followed by Local Government.

Community Assets

These are non-current assets that the Council intends to hold in perpetuity which have no determinable finite useful life and, in addition, may have restrictions on their disposal. Examples include parks and historical buildings not used for operational purposes.

Contingent Liabilities or Assets

These are amounts potentially due to or from individuals or organisations which may arise in the future but which at this time cannot be determined accurately, and for which provision has not been made in the Council's accounts.

Council Dwellings

Flats and Houses owned by the Council as part of its Housing Revenue Account and provided at an affordable level of rent which is lower than market rent.

Council Fund Balance

The Council Fund Balance represents the cumulative retained surpluses on the Council's revenue budget. It provides a working balance which can be used to cushion the Council against unexpected events or emergencies. It is reviewed annually to ensure it remains at an appropriate level.

Credit Criteria

The parameters used as a starting point in considering with whom the Council may place investments, aimed at ensuring the security of the sums invested.

Credit Rating

A credit rating assesses the credit worthiness of an individual, corporation or country. Credit ratings are calculated from financial history and current assets and liabilities. Typically, a credit rating tells a lender or investor the probability of the subject being able to pay back a loan.

Creditors

Amounts owed by the Council for work done, goods received, or services rendered, for which payment has not been made at the date of the balance sheet.

Current Service Cost (Pensions)

Current Service Cost is the increase in the present value of a defined benefit pension scheme's liabilities expected to arise from employee service in the current period, i.e., the ultimate pension benefits "earned" by employees in the current year's employment.

Current Value

The current value of an asset reflects the economic environment prevailing for the service or function the asset is supporting at the reporting date.

Curtailement (Pensions)

For a defined benefit pension scheme an event that reduces the expected years of future service of present employees or reduces for a number of employees the accrual of defined benefits for some or all of their future service.

Debtors

These are sums of money due to the Council that have not been received at the date of the Balance Sheet.

Deferred Capital Receipts

These represent capital income still to be received after disposals have taken place.

Defined Benefit Scheme (Pensions)

This is a pension or other retirement benefit scheme other than a defined contribution scheme. Usually, the scheme rules define the benefits independently of the contributions payable and the benefits are not directly related to the investments of the scheme. The scheme may be funded or unfunded (including notionally funded).

Defined Contribution Scheme (Pensions)

A Defined Contribution Scheme is a pension or other retirement benefit scheme into which an employer pays regular contributions as an amount or as a percentage of pay and will have no legal or constructive obligation to pay further contributions if the scheme does not have sufficient assets to pay all employee benefits relating to employee service in the current and prior periods.

Depreciation/Impairment/Amortisation

A charge made to the Comprehensive Income and Expenditure Statement to reflect an estimate of the use or consumption of non-current assets in the year in the provision of Council services.

De-recognition

Financial assets and liabilities will need to be removed from the Balance Sheet once performance under the contract is complete or the contract is terminated.

Direct Revenue Financing

The amount of revenue funding in the year used to pay for capital expenditure incurred.

Earmarked Reserves

Amounts set aside to be used to meet specific, known or predicted future expenditure.

External Audit

The independent examination of the activities and accounts of Local Authorities to ensure the accounts have been prepared in accordance with legislative requirements and proper practices and to ensure the Council has made proper arrangements to secure value for money in its use of resources.

Fair Value

Fair Value is the price that would be received to sell an asset or paid to transfer a liability in an orderly transaction between market participants at the measurement date.

Finance Lease

A finance lease is a lease that transfers substantially all of the risks and rewards of ownership of a fixed asset to the lessee.

Financial Instruments

A financial instrument is any contract that gives rise to a financial asset of one entity and a financial liability or equity instrument of another. The term 'financial instrument' covers both financial assets and financial liabilities and includes both the most straightforward financial assets and liabilities such as trade receivables and trade payables and the most complex ones such as derivatives and embedded derivatives.

Heritage Asset

A tangible asset with historical, artistic, scientific, technological, geophysical or environmental qualities that is held and maintained principally for its contribution to knowledge and culture.

Housing Revenue Account (HRA)

Local Authorities are required to maintain a separate account - the Housing Revenue Account - which sets out the expenditure and income arising from the provision of Council housing. Other services are charged to the Council Fund.

Impairment

A reduction in the value of assets below its value brought forward in the Balance Sheet. Examples of factors which may cause such a reduction in value include general price decreases, a significant decline in an asset's market value or recoverability and evidence of obsolescence or physical damage to the asset.

Infrastructure Assets

Fixed Assets which generally cannot be sold and from which benefit can be obtained only by continued use of the asset created. Examples of such assets are highways, footpaths, bridges and water and drainage facilities.

Intangible Assets

These are assets that do not have physical substance but are identifiable and controlled by the Council. Examples include software, licenses and patents.

Interest Cost (Pensions)

For a defined benefit scheme, the expected increase during the period in the present value of the scheme liabilities because the benefits are one period closer to settlement.

Investment Properties

Property, which can be land or a building or part of a building or both, that is held solely to earn rentals or for capital appreciation or both, rather than for operational purposes.

Investments

The purchase of financial assets in order to hold temporary cash balances, receive income and/or make capital gain at a future time.

Joint Venture

A joint venture is a joint arrangement whereby the parties who have joint control of the arrangement have rights to the net assets of the arrangement.

Lender Option Borrower Option Loans (LOBOs)

Loans to the Council where the lender can request a change in the rate of interest payable by the Council at pre-defined dates and intervals. The council at this point has the option to repay the loan.

Levy

An amount of money which a Local Authority is required to collect on behalf of another organisation.

Liabilities

These are amounts due to individuals or organisations which will have to be paid at some time in the future. Current liabilities are usually payable within one year of the Balance Sheet date.

Materiality

Information is material if omitting it or misstating it could influence the decisions that users make on the basis of financial information about a specific reporting authority.

Market Loans

Borrowing that is sourced from the market i.e., organisations other than the Public Works Loan Board or a Public Body.

Net Book Value (NBV)

The amount at which non-current assets are included in the balance sheet, i.e., their historical cost or current value less the cumulative amounts provided for depreciation.

Non-domestic rates (NDR)

A levy on businesses collected by billing Authorities, on behalf of the Welsh Government, and paid into an All Wales Pool. The Pool is then redistributed amongst all Welsh Authorities on the basis of population.

Operating Lease

This is a type of lease, usually of computer equipment, office equipment, furniture, etc. where the balance of risks and rewards of holding the asset remains with the lessor. The asset remains the property of the lessor and the lease costs are revenue expenditure to the Authority.

Pension Fund

A fund built up from deductions from employees' pay, contributions from employers and investment income from which pension benefits are paid.

Precept

A demand levied by one public Authority, which is collected on its behalf by another Authority.

Prior Period Adjustments

These are material adjustments which are applicable to an earlier period arising from changes in accounting policies or for the correction of fundamental errors.

Projected Unit Method (Pensions)

An actuarial method of calculating the liabilities of a pension scheme which allows for projected future increases in pensionable pay up to retirement or date of leaving service

Property, Plant and Equipment (PPE)

Tangible assets (i.e., assets that have physical substance) that are held for use in the production or supply of goods and services, for rental to others, or for administrative purposes, and are expected to be used during more than one year.

Provisions

Amounts set aside in respect of liabilities or losses which are likely or certain to be incurred, but in relation to which the exact amount and date of settlement may be uncertain.

Prudential Code for Capital Finance

The system introduced on 1 April 2004 by Part 1 of the Local Government Act 2003 which allows local Authorities to borrow without Government consent, provided that they can afford to service the debt from their own resources and that any such borrowing is prudent and sustainable. This requires the preparation and approval of various indicators.

Prudent Revenue Provision (PRP)

An amount set aside as a provision each year to repay loans taken out to pay for capital expenditure. This has the effect of reducing the Capital Financing Requirement (CFR).

Public Works Loan Board (PWLB)

The Public Works Loan Board is a statutory body operating within the United Kingdom Debt Management Office, an Executive Agency of HM Treasury. PWLB's function is to lend money from the National Loans Fund to local Authorities and other prescribed bodies, and to collect the repayments.

Recharge

An internal charge for services rendered by one Council directorate or section to another.

Related Parties

Related parties are Central Government, other Local Authorities, precepting and levying bodies, subsidiary and associated companies, Elected Members, all senior officers from Director and above. For individuals identified as related parties, the following are also presumed to be related parties:

- members of the close family, or the same household; and
- partnerships, companies, trusts or other entities in which the individual, or member of their close family or the same household, has a controlling interest.

Reserves

Reserves are amounts set aside for future use (usable) or required for accounting purposes only (unusable). Reserves may be for a specific purpose in which case they are referred to as 'earmarked reserves' or they may be general reserves (or balances) maintained as a matter of prudence.

Revaluation Reserve

The Reserve records the accumulated gains on the non-current assets held by the Council arising from increases in value as a result of inflation or other factors (to the extent that these gains have not been consumed by subsequent downward movements in value).

Revenue Expenditure funded from Capital under Statute (REFCUS)

Represents expenditure that may properly be capitalised under statutory provisions, but which creates no tangible asset for the Council e.g., house renovation grants to private individuals or revenue expenditure which would normally be charged to the revenue account, but which can be charged to capital following approval by the Welsh Government.

Revenue Support Grant

General government grant in support of local Authority services. It seeks to even out the effects on the council taxpayer of differences in needs between Authorities.

Settlement (Pensions)

An irrevocable action that relieves the employer of the primary responsibility for a pension obligation and eliminates significant risks relating to the obligation and the assets used to effect the settlement.

Surplus Assets

Assets that are not being used to deliver services, but which do not meet the criteria to be classified as either Investment Properties or Assets Held for Sale.

Supported Borrowing –

Costs of servicing are included within the annual Revenue Support Grant the Council receives from Welsh Government

Term Deposits

A term deposit is a money deposit at a banking institution that cannot be withdrawn for a certain "term" or period of time.

Treasury Management

The process by which the Council controls its cash flow and its borrowing and lending activities.

Trust Funds

Funds held in trust which are administered by the Council.

Unsupported Borrowing

Costs of servicing to be met from Council tax, rent, savings, incidental income or sale of assets.